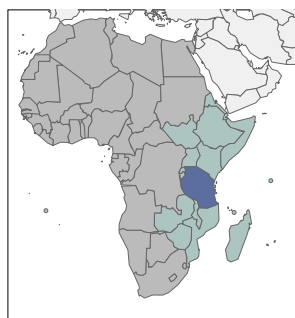


# Tanzania

## Human Papillomavirus and Related Cancers, Fact Sheet 2023 (2023-03-10)

### I. Key data on HPV and HPV-related cancers



Tanzania has a population of 18.8 million women ages 15 years and older who are at risk of developing cervical cancer. Current estimates indicate that every year 10241 women are diagnosed with cervical cancer and 6525 die from the disease. Cervical cancer ranks as the 1st most frequent cancer among women in Tanzania and the 1st most frequent cancer among women between 15

and 44 years of age. About 3.3% of women in the general population are estimated to harbour cervical HPV-16/18 infection at a given time, and 68.0% of invasive cervical cancers are attributed to HPVs 16 or 18.

**Table 1. Crude incidence rates of HPV-related cancers**

	Male	Female
Cervical cancer	-	34.3
Anal cancer	1.17	1.07
Vulva cancer	-	1.07
Vaginal cancer	-	0.44
Penile cancer	0.44	-
Oropharyngeal cancer	0.24	0.09
Oral cavity cancer	1.06	0.56
Laryngeal cancer	0.66	0.20

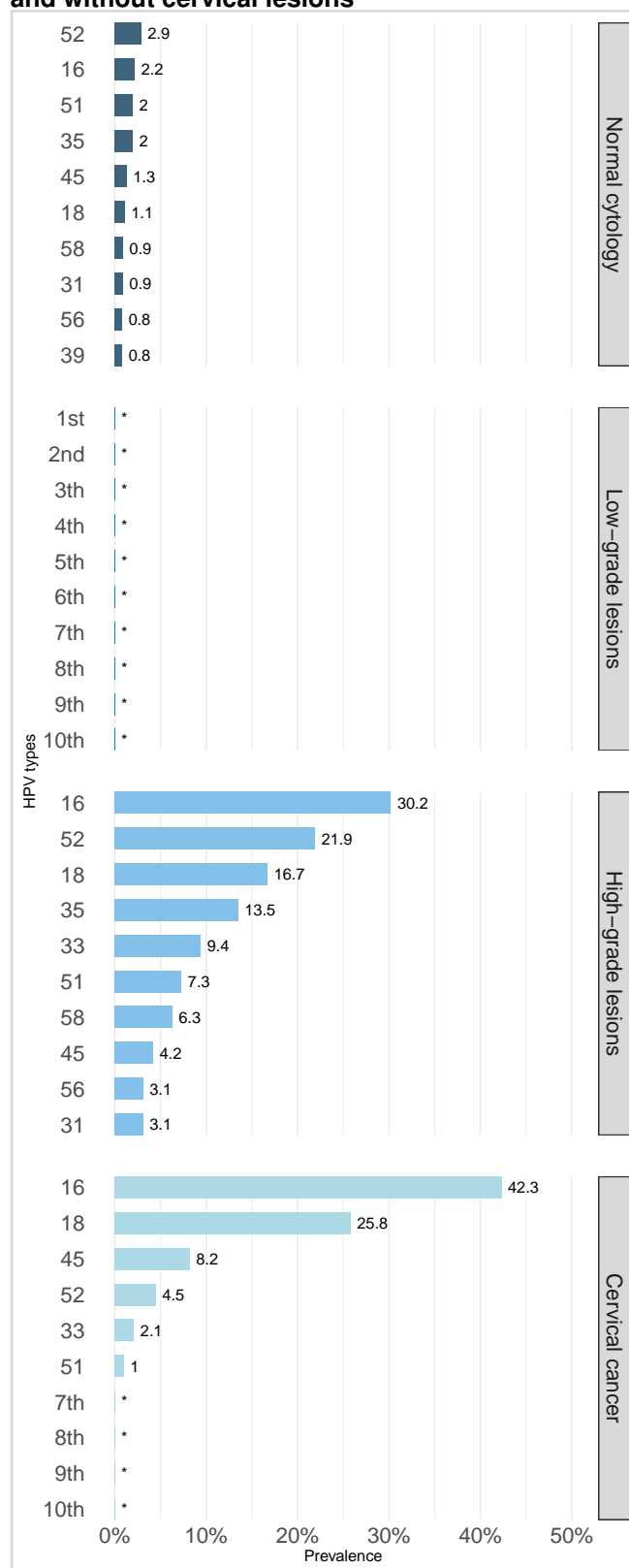
**Table 2. Burden of cervical cancer**

	Incidence	Mortality
Annual number of new cases/deaths	10241	6525
Crude rate	34.3	21.8
Age-standardized rate	62.5	42.7
Cumulative risk 0-74 years (%)	7.43	5.36
Ranking of cervical cancer (all years)	1st	1st
Ranking of cervical cancer (15-44 years)	1st	1st

**Table 3. Burden of cervical HPV infection Tanzania**

	No. Tested	% (95% CI)
HPV 16/18 prevalence:		
Normal cytology	2854	3.3 (2.7-4.0)
Low-grade cervical lesions	-	-
High-grade cervical lesions	96	46.9 (37.2-56.8)
Cervical cancer	97	68.0 (58.2-76.5)

**Figure 1. Comparison of the ten most frequent HPV oncogenic types in Tanzania among women with and without cervical lesions**



# Tanzania

## Human Papillomavirus and Related Cancers, Fact Sheet 2023 (2023-03-10)

### II. Complementary data on cervical cancer prevention

**Table 4. Factors contributing to cervical cancer (co-factors)**

Smoking prevalence (%) [95% UI], women	3 [1.5-4.6]
Total fertility rate (live births per women)	4.9
Hormonal contraception use (%)	5.50
HIV prevalence (%) [95% UI] (15-49 years)	5.7 [5-6.3]

**Table 5. Sexual behaviour**

MEN	
Percentage of 15-year-old who have had sexual intercourse	13.8
Range of median age at first sexual intercourse	17.2 - 18.7
WOMEN	
Percentage of 15-year-old who have had sexual intercourse	12.7
Range of median age at first sexual intercourse	16.7 - 18

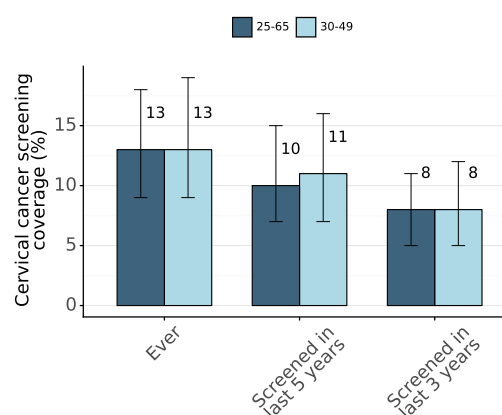
**Table 6. HPV vaccine introduction**

Females	
HPV vaccination programme	Introduced
Year of introduction	2018
Year of estimation	2021
HPV coverage – first dose (%)	73
HPV coverage – last dose (%)	57
Males	
HPV vaccination programme	Not Available/Not Introduced
Year of introduction	-
Year of estimation	-
HPV coverage – first dose (%)	-
HPV coverage – last dose (%)	-

**Table 7. Cervical screening practices and recommendations**

Existence of official national recommendations	No
Starting year of recommendations	-
Active invitation to screening	-
Screening ages (years), primary screening test used, and screening interval or frequency of screenings	-

**Figure 2. Estimated coverage of cervical cancer screening in Tanzania\***



\* Estimated coverage and 95% confidence interval in 2019

#### Contact information:

ICO/IARC HPV Information Centre  
 Institut Català d'Oncologia  
 Avda. Gran Via de l'Hospitalet, 199-203  
 08908 L'Hospitalet de Llobregat (Barcelona, Spain)  
[info@hpvcentre.net](mailto:info@hpvcentre.net)  
[www.hpvcentre.net](http://www.hpvcentre.net)