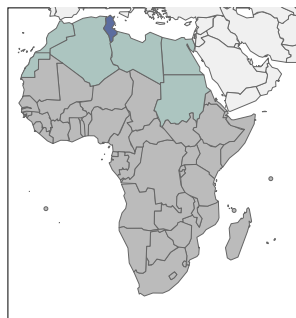


Tunisia

Human Papillomavirus and Related Cancers, Fact Sheet 2023 (2023-03-10)

I. Key data on HPV and HPV-related cancers



Tunisia has a population of 4.74 million women ages 15 years and older who are at risk of developing cervical cancer. Current estimates indicate that every year 342 women are diagnosed with cervical cancer and 185 die from the disease. Cervical cancer ranks as the 5th most frequent cancer among women in Tunisia and the 7th most frequent cancer among women between 15 and

44 years of age. About 5.2% of women in the general population are estimated to harbour cervical HPV-16/18 infection at a given time, and 69.5% of invasive cervical cancers are attributed to HPVs 16 or 18.

Table 1. Crude incidence rates of HPV-related cancers

	Male	Female
Cervical cancer	-	5.74
Anal cancer	0.85	0.67
Vulva cancer	-	0.69
Vaginal cancer	-	0.22
Penile cancer	0.10	-
Oropharyngeal cancer	0.44	0.07
Oral cavity cancer	2.56	1.61
Laryngeal cancer	6.60	0.44

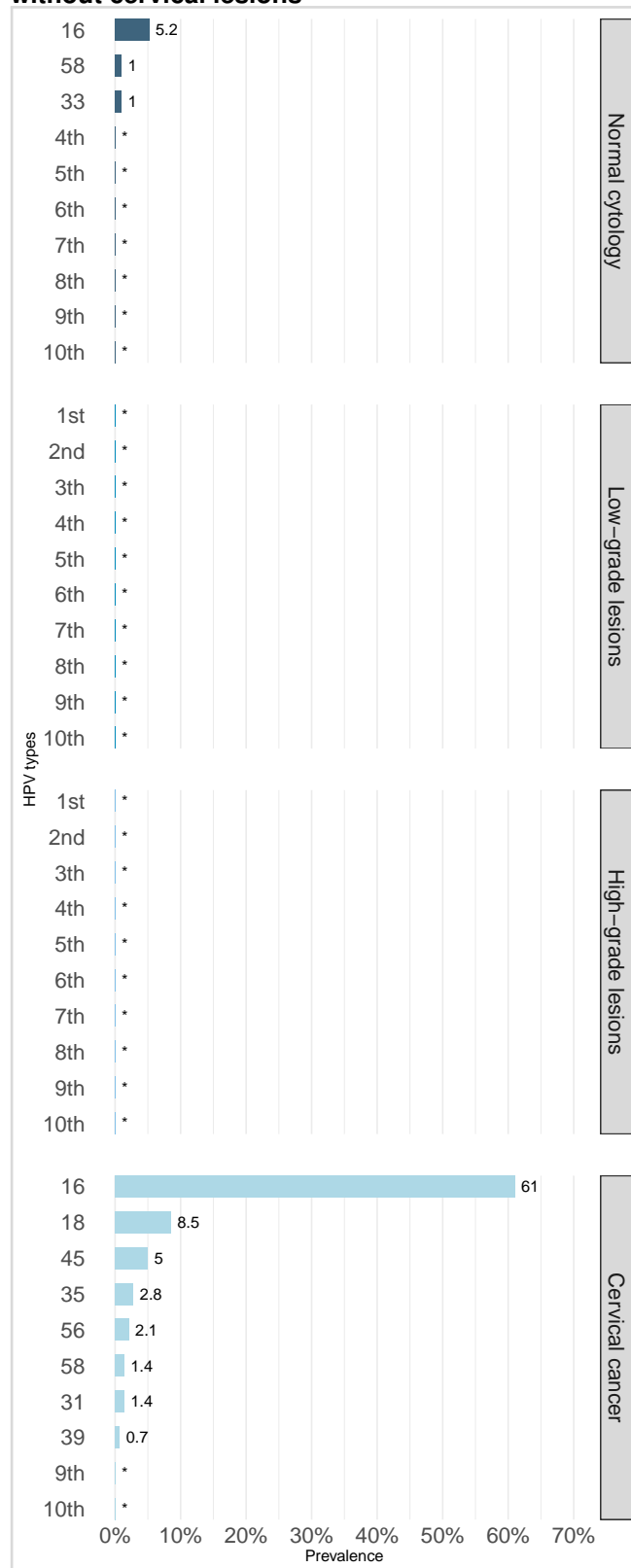
Table 2. Burden of cervical cancer

	Incidence	Mortality
Annual number of new cases/deaths	342	185
Crude rate	5.74	3.11
Age-standardized rate	4.56	2.43
Cumulative risk 0-74 years (%)	0.53	0.30
Ranking of cervical cancer (all years)	5th	7th
Ranking of cervical cancer (15-44 years)	7th	11th

Table 3. Burden of cervical HPV infection Tunisia

	No. Tested	% (95% CI)
HPV 16/18 prevalence:		
Normal cytology	96	5.2 (2.2-11.6)
Low-grade cervical lesions	-	-
High-grade cervical lesions	-	-
Cervical cancer	141	69.5 (61.5-76.5)

Figure 1. Comparison of the ten most frequent HPV oncogenic types in Tunisia among women with and without cervical lesions



Tunisia

Human Papillomavirus and Related Cancers, Fact Sheet 2023 (2023-03-10)



II. Complementary data on cervical cancer prevention

Table 4. Factors contributing to cervical cancer (co-factors)

Smoking prevalence (%) [95% UI], women	1.1 [0.5-1.9]
Total fertility rate (live births per women)	2.1
Hormonal contraception use (%)	19
HIV prevalence (%) [95% UI] (15-49 years)	<0.1 [<0.1 - <0.1]

Table 5. Sexual behaviour

MEN	
Percentage of 15-year-old who have had sexual intercourse	-
Range of median age at first sexual intercourse	-
WOMEN	
Percentage of 15-year-old who have had sexual intercourse	-
Range of median age at first sexual intercourse	-

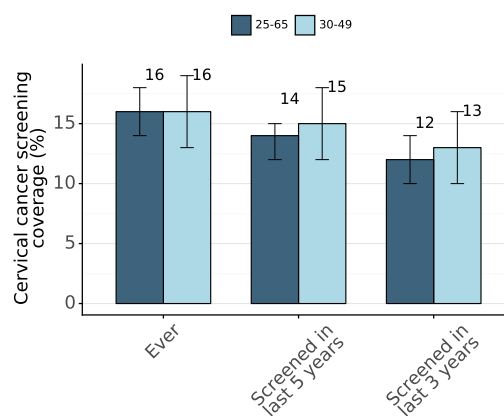
Table 6. HPV vaccine introduction

Females	
HPV vaccination programme	Not Available/Not Introduced
Year of introduction	-
Year of estimation	-
HPV coverage – first dose (%)	-
HPV coverage – last dose (%)	-
Males	
HPV vaccination programme	Not Available/Not Introduced
Year of introduction	-
Year of estimation	-
HPV coverage – first dose (%)	-
HPV coverage – last dose (%)	-

Table 7. Cervical screening practices and recommendations

Existence of official national recommendations	Yes
Starting year of recommendations	2006
Active invitation to screening	No
Screening ages (years), primary screening test used, and screening interval or frequency of screenings	35-59 (cytology, 5 years)

Figure 2. Estimated coverage of cervical cancer screening in Tunisia*



* Estimated coverage and 95% confidence interval in 2019

Contact information:

ICO/IARC HPV Information Centre
 Institut Català d'Oncologia
 Avda. Gran Via de l'Hospitalet, 199-203
 08908 L'Hospitalet de Llobregat (Barcelona, Spain)
 info@hpvcentre.net
www.hpvcentre.net