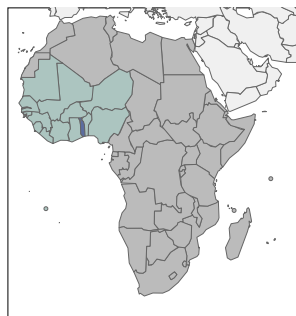


# Togo

## Human Papillomavirus and Related Cancers, Fact Sheet 2023 (2023-03-10)



### I. Key data on HPV and HPV-related cancers



Togo has a population of 2.61 million women ages 15 years and older who are at risk of developing cervical cancer. Current estimates indicate that every year 455 women are diagnosed with cervical cancer and 309 die from the disease. Cervical cancer ranks as the 2nd most frequent cancer among women in Togo and the 2nd most frequent cancer among women between 15 and 44

years of age. Data is not yet available on the HPV burden in the general population of Togo. However, in Western Africa, the region Togo belongs to, about 4.3% of women in the general population are estimated to harbour cervical HPV-16/18 infection at a given time, and 55.6% of invasive cervical cancers are attributed to HPVs 16 or 18.

**Table 1. Crude incidence rates of HPV-related cancers**

	Male	Female
Cervical cancer	-	10.9
Anal cancer	0.83	0.19
Vulva cancer	-	0.43
Vaginal cancer	-	0.43
Penile cancer	0.24	-
Oropharyngeal cancer	0.73	0.31
Oral cavity cancer	0.95	0.65
Laryngeal cancer	1.36	0.17

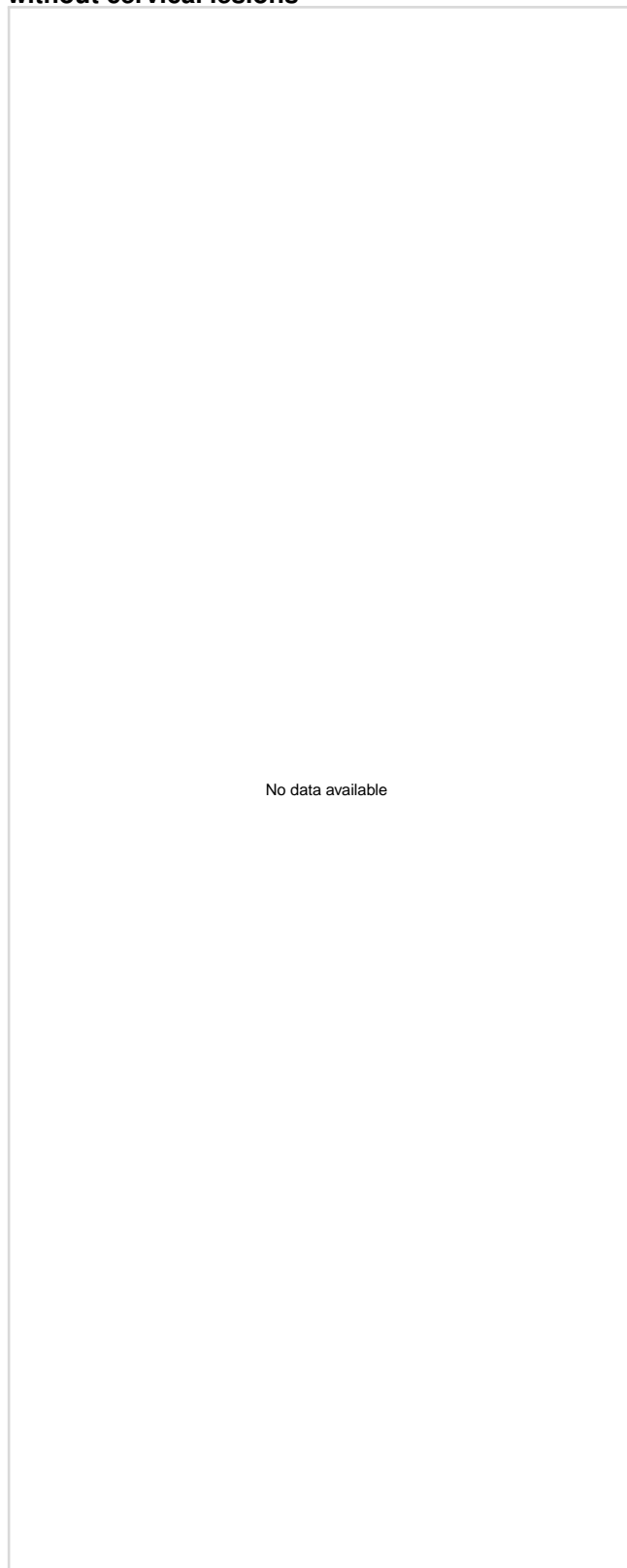
**Table 2. Burden of cervical cancer**

	Incidence	Mortality
Annual number of new cases/deaths	455	309
Crude rate	10.9	7.43
Age-standardized rate	19.1	13.8
Cumulative risk 0-74 years (%)	2.17	1.59
Ranking of cervical cancer (all years)	2nd	2nd
Ranking of cervical cancer (15-44 years)	2nd	2nd

**Table 3. Burden of cervical HPV infection Togo**

	No. Tested	% (95% CI)
HPV 16/18 prevalence:		
Normal cytology	-	-
Low-grade cervical lesions	-	-
High-grade cervical lesions	-	-
Cervical cancer	-	-

**Figure 1. Comparison of the ten most frequent HPV oncogenic types in Togo among women with and without cervical lesions**



# Togo

## Human Papillomavirus and Related Cancers, Fact Sheet 2023 (2023-03-10)



### II. Complementary data on cervical cancer prevention

**Table 4. Factors contributing to cervical cancer (co-factors)**

Smoking prevalence (%) [95% UI], women	0.8 [0.4-1.2]
Total fertility rate (live births per women)	4.4
Hormonal contraception use (%)	2.20
HIV prevalence (%) [95% UI] (15-49 years)	2.9 [2.6-3.2]

**Table 5. Sexual behaviour**

MEN	
Percentage of 15-year-old who have had sexual intercourse	7.7
Range of median age at first sexual intercourse	18.9 - 19.7
WOMEN	
Percentage of 15-year-old who have had sexual intercourse	18.7
Range of median age at first sexual intercourse	17.7 - 18.6

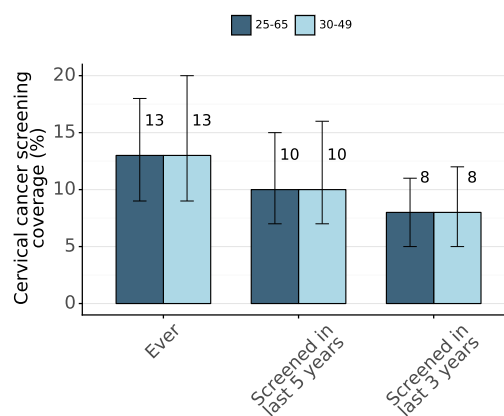
**Table 6. HPV vaccine introduction**

Females	
HPV vaccination programme	Not Available/Not Introduced
Year of introduction	-
Year of estimation	-
HPV coverage – first dose (%)	-
HPV coverage – last dose (%)	-
Males	
HPV vaccination programme	Not Available/Not Introduced
Year of introduction	-
Year of estimation	-
HPV coverage – first dose (%)	-
HPV coverage – last dose (%)	-

**Table 7. Cervical screening practices and recommendations**

Existence of official national recommendations	No
Starting year of recommendations	-
Active invitation to screening	-
Screening ages (years), primary screening test used, and screening interval or frequency of screenings	-

**Figure 2. Estimated coverage of cervical cancer screening in Togo\***



\* Estimated coverage and 95% confidence interval in 2019

**Contact information:**

ICO/IARC HPV Information Centre  
 Institut Català d'Oncologia  
 Avda. Gran Via de l'Hospitalet, 199-203  
 08908 L'Hospitalet de Llobregat (Barcelona, Spain)  
 info@hpvcentre.net  
[www.hpvcentre.net](http://www.hpvcentre.net)