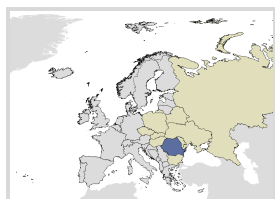


Romania

Human Papillomavirus and Related Cancers, Fact Sheet 2018 (2019-06-17)

I. Key data on HPV and HPV-related cancers



Romania has a population of 8.59 millions women ages 15 years and older who are at risk of developing cervical cancer. Current estimates indicate that every year 3308 women are diagnosed with cervical cancer and 1743 die from

the disease. Cervical cancer ranks as the 2nd most frequent cancer among women in Romania and the 2nd most frequent cancer among women between 15 and 44 years of age. Data is not yet available on the HPV burden in the general population of Romania. However, in Eastern Europe, the region Romania belongs to, about 9.7% of women in the general population are estimated to harbour cervical HPV-16/18 infection at a given time, and 84.7% of invasive cervical cancers are attributed to HPVs 16 or 18.

Table 1. Crude incidence rates of HPV-related cancers

	Male	Female
Cervical cancer	-	32.8
Anal cancer	-	-
Vulva cancer	-	-
Vaginal cancer	-	-
Penile cancer	0.9	-
Oropharynx	12.2	1.5

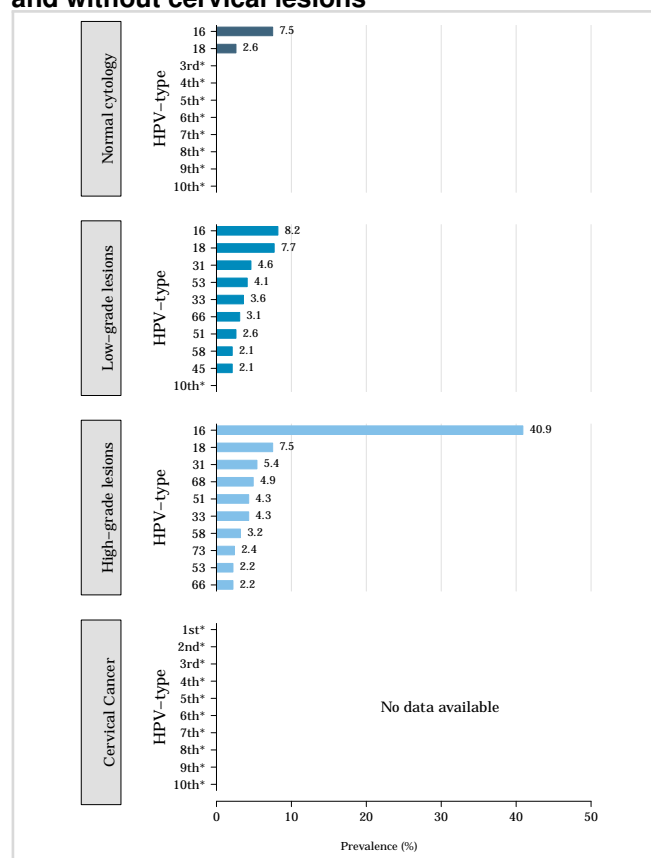
Table 2. Burden of cervical cancer

	Incidence	Mortality
Annual number of new cases/deaths	3308	1743
Crude rate	32.8	17.3
Age-standardized rate	19.5	8.9
Cumulative risk 0-74 years (%)	2.1	1.0
Ranking of cervical cancer (all years)	2nd	3rd
Ranking of cervical cancer (15-44 years)	2nd	2nd

Table 3. Burden of cervical HPV infection Romania

	No. Tested	% (95% CI)
HPV prevalence in women with normal cytology	965	32.8 (30.0-35.9)
HPV 16/18 prevalence:		
Normal cytology	801	10.1 (8.2-12.4)
Low-grade cervical lesions	194	16.0 (11.5-21.8)
High-grade cervical lesions	93	48.4 (38.5-58.4)
Cervical cancer	-	-

Figure 1. Comparison of the ten most frequent HPV oncogenic types in Romania among women with and without cervical lesions



*No data available. No more types than shown were tested or were positive.

Romania

Human Papillomavirus and Related Cancers, Fact Sheet 2018 (2019-06-17)

II. Complementary data on cervical cancer prevention

Table 4. Factors contributing to cervical cancer (co-factors)

Smoking prevalence (%), women	23.1 [17.5-28.4]
Total fertility rate (live births per women)	1.6
Hormonal contraception use (%) (pill, injectable or implant), among women	16.6
HIV prevalence (%), adults (15-49 years)	-

Table 5. Sexual behaviour

MEN	
Percentage of 15-year-old who have had sexual intercourse	33
Range of median age at first sexual intercourse	-
WOMEN	
Percentage of 15-year-old who have had sexual intercourse	12
Range of median age at first sexual intercourse	19.5-20.5

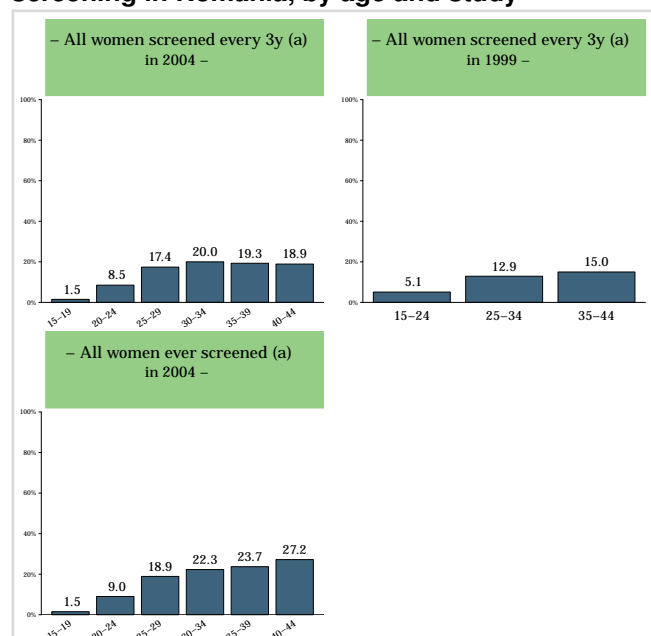
Table 6. HPV vaccine introduction

HPV vaccination programme	No program
Date of HPV vaccination routine immunization programme start	-

Table 7. Cervical screening practices and recommendations

Cervical cancer screening coverage, % (age and screening interval, reference)	8.1% (All women aged 25-64 screened every 3y, Health Report 2014 Romania)
Screening ages (years)	25-64
Screening interval (years) or frequency of screens	5 years

Figure 2. Estimated coverage of cervical cancer screening in Romania, by age and study



^a Proportion of women in the total sample of the mentioned age range in the country or region that reported having a Pap smear during a given time period (e.g., last year, last 2, 3, 5 years or ever).

Contact information:

ICO/IARC HPV Information Centre
 Institut Català d'Oncologia
 Avda. Gran Via de l'Hospitalet, 199-203
 08908 L'Hospitalet de Llobregat (Barcelona, Spain)
info@hpvcentre.net
www.hpvcentre.net