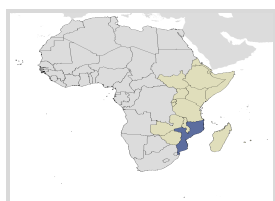


# Mozambique

## Human Papillomavirus and Related Cancers, Fact Sheet 2018 (2018-12-10)



### I. Key data on HPV and HPV-related cancers



Mozambique has a population of 8.00 millions women ages 15 years and older who are at risk of developing cervical cancer. Current estimates indicate that every year 4291 women are diagnosed with cervical cancer and 3376 die

from the disease. Cervical cancer ranks as the 1st most frequent cancer among women in Mozambique and the 1st most frequent cancer among women between 15 and 44 years of age. About 8.4% of women in the general population are estimated to harbour cervical HPV-16/18 infection at a given time, and 51.0% of invasive cervical cancers are attributed to HPV types 16 or 18.

**Table 1. Crude incidence rates of HPV-related cancers**

	Male	Female
Cervical cancer	-	27.5
Anal cancer	-	-
Vulva cancer	-	-
Vaginal cancer	-	-
Penile cancer	1.9	-
Oropharynx	0.3	0.4

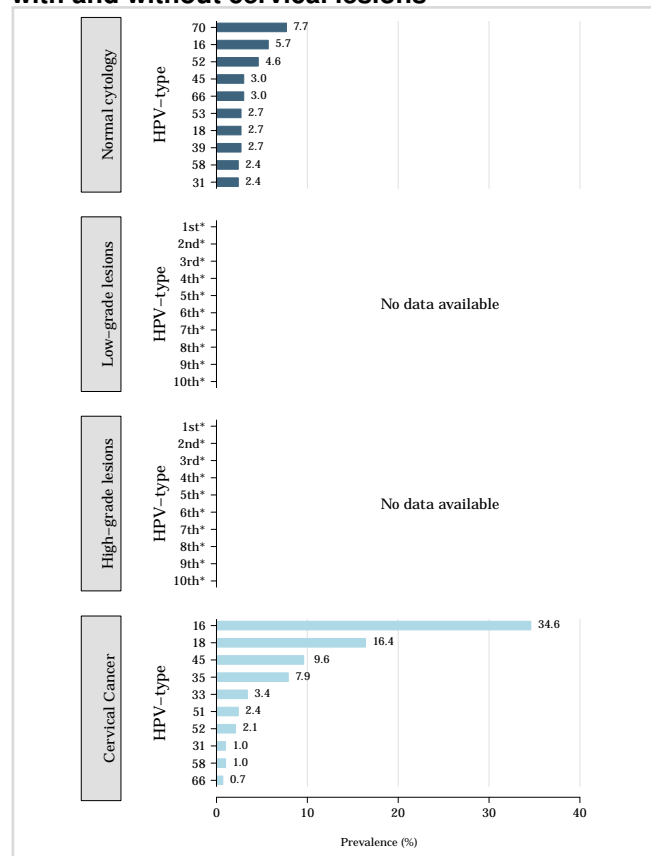
**Table 2. Burden of cervical cancer**

	Incidence	Mortality
Annual number of new cases/deaths	4291	3376
Crude rate	27.5	21.6
Age-standardized rate	42.8	35.7
Cumulative risk 0-74 years (%)	4.3	3.8
Ranking of cervical cancer (all years)	1st	1st
Ranking of cervical cancer (15-44 years)	1st	5th

**Table 3. Burden of cervical HPV infection Mozambique**

	No. Tested	% (95% CI)
HPV prevalence in women with normal cytology	379	31.7 (27.2-36.5)
HPV 16/18 prevalence:		
Normal cytology	370	8.4 (6.0-11.6)
Low-grade cervical lesions	-	--
High-grade cervical lesions	-	--
Cervical cancer	292	51.0 (45.3-56.7)

**Figure 1. Comparison of the ten most frequent HPV oncogenic types in Mozambique among women with and without cervical lesions**



\*No data available. No more types than shown were tested or were positive.

# Mozambique

## Human Papillomavirus and Related Cancers, Fact Sheet 2018 (2018-12-10)

### II. Complementary data on cervical cancer prevention

**Table 4. Factors contributing to cervical cancer (co-factors)**

Smoking prevalence (%), women	6.1 [3.2-10.2]
Total fertility rate (live births per women)	5.4
Hormonal contraception use (%) (pill, injectable or implant), among women	9.6
HIV prevalence (%), adults (15-49 years)	10.5 [8.3 - 13.3]

**Table 5. Sexual behaviour**

MEN	
Percentage of 15-year-old who have had sexual intercourse	16.8
Range of median age at first sexual intercourse	17.3-18.2
WOMEN	
Percentage of 15-year-old who have had sexual intercourse	21.8
Range of median age at first sexual intercourse	16.0-16.5


**Table 6. HPV vaccine introduction**

HPV vaccination programme	Pilot
Date of HPV vaccination routine immunization programme start	-

**Table 7. Cervical screening practices and recommendations**

Cervical cancer screening coverage, % (age and screening interval, reference)	1.0% (All women aged 30-55 screened every 1y, PESS 2014-2019 Mozambique)
Screening ages (years)	30-55
Screening interval (years) or frequency of screens	-

**Figure 2. Estimated coverage of cervical cancer screening in Mozambique, by age and study**



<sup>a</sup> Proportion of women in the total sample of the mentioned age range in the country or region that reported having a Pap smear during a given time period (e.g., last year, last 2, 3, 5 years or ever).

#### Contact information:

ICO/IARC HPV Information Centre  
 Institut Català d'Oncologia  
 Avda. Gran Via de l'Hospitalet, 199-203  
 08908 L'Hospitalet de Llobregat (Barcelona, Spain)  
[info@hpvcentre.net](mailto:info@hpvcentre.net)  
[www.hpvcentre.net](http://www.hpvcentre.net)