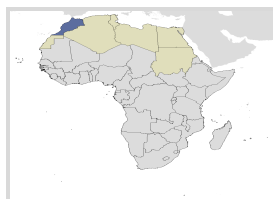


Morocco

Human Papillomavirus and Related Cancers, Fact Sheet 2018 (2019-06-17)

I. Key data on HPV and HPV-related cancers



Morocco has a population of 12.83 millions women ages 15 years and older who are at risk of developing cervical cancer. Current estimates indicate that every year 3388 women are diagnosed with cervical cancer and 2465 die

from the disease. Cervical cancer ranks as the 2nd most frequent cancer among women in Morocco and the 3rd most frequent cancer among women between 15 and 44 years of age. About 3.3% of women in the general population are estimated to harbour cervical HPV-16/18 infection at a given time, and 79.4% of invasive cervical cancers are attributed to HPVs 16 or 18.

Table 1. Crude incidence rates of HPV-related cancers

	Male	Female
Cervical cancer	-	18.6
Anal cancer	-	-
Vulva cancer	-	-
Vaginal cancer	-	-
Penile cancer	-	-
Oropharynx	0.5	0.2

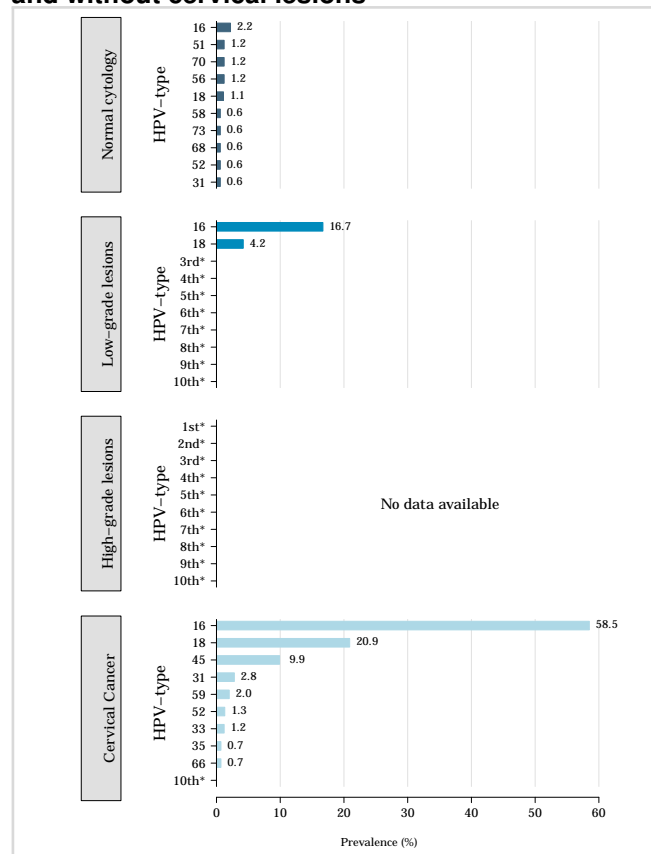
Table 2. Burden of cervical cancer

	Incidence	Mortality
Annual number of new cases/deaths	3388	2465
Crude rate	18.6	13.5
Age-standardized rate	17.2	12.6
Cumulative risk 0-74 years (%)	1.9	1.5
Ranking of cervical cancer (all years)	2nd	2nd
Ranking of cervical cancer (15-44 years)	3rd	2nd

Table 3. Burden of cervical HPV infection Morocco

	No. Tested	% (95% CI)
HPV prevalence in women with normal cytology	2014	24.5 (22.7-26.4)
HPV 16/18 prevalence:		
Normal cytology	1263	3.3 (2.5-4.5)
Low-grade cervical lesions	24	20.8 (9.2-40.5)
High-grade cervical lesions	-	-
Cervical cancer	253	79.4 (74.0-84.0)

Figure 1. Comparison of the ten most frequent HPV oncogenic types in Morocco among women with and without cervical lesions



*No data available. No more types than shown were tested or were positive.

Morocco

Human Papillomavirus and Related Cancers, Fact Sheet 2018 (2019-06-17)

II. Complementary data on cervical cancer prevention

Table 4. Factors contributing to cervical cancer (co-factors)

Smoking prevalence (%), women	1.6 [0.8-2.3]
Total fertility rate (live births per women)	2.2
Hormonal contraception use (%) (pill, injectable or implant), among women	48.4
HIV prevalence (%), adults (15-49 years)	0.1 [<0.1 - 0.1]

Table 5. Sexual behaviour

MEN	
Percentage of 15-year-old who have had sexual intercourse	-
Range of median age at first sexual intercourse	-
WOMEN	
Percentage of 15-year-old who have had sexual intercourse	-
Range of median age at first sexual intercourse	-

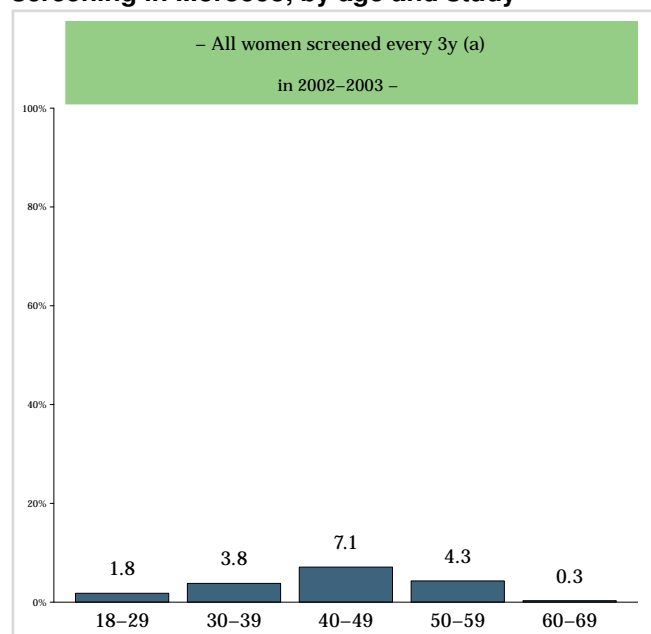
Table 6. HPV vaccine introduction

HPV vaccination programme	No program
Date of HPV vaccination routine immunization programme start	-

Table 7. Cervical screening practices and recommendations

Cervical cancer screening coverage, % (age and screening interval, reference)	4.6% (All women aged 25-64 screened every 3y, WHS 2003 Morocco)
Screening ages (years)	30-50
Screening interval (years) or frequency of screens	3 years

Figure 2. Estimated coverage of cervical cancer screening in Morocco, by age and study



^a Proportion of women in the total sample of the mentioned age range in the country or region that reported having a Pap smear during a given time period (e.g., last year, last 2, 3, 5 years or ever).

Contact information:

ICO/IARC HPV Information Centre
 Institut Català d'Oncologia
 Avda. Gran Via de l'Hospitalet, 199-203
 08908 L'Hospitalet de Llobregat (Barcelona, Spain)
info@hpvcentre.net
www.hpvcentre.net