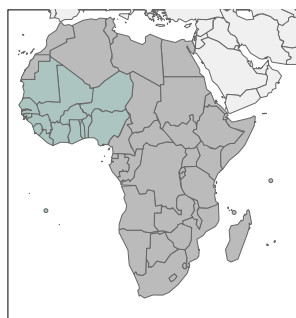


# Gambia

Human Papillomavirus and Related Cancers, Fact Sheet 2023 (2023-03-10)



## I. Key data on HPV and HPV-related cancers



Gambia has a population of 770,927 women ages 15 years and older who are at risk of developing cervical cancer. Current estimates indicate that every year 286 women are diagnosed with cervical cancer and 199 die from the disease. Cervical cancer ranks as the 1st most frequent cancer among women in Gambia and the 1st most frequent cancer among women between 15 and 44

years of age. Data is not yet available on the HPV burden in the general population of Gambia. However, in Western Africa, the region Gambia belongs to, about 4.3% of women in the general population are estimated to harbour cervical HPV-16/18 infection at a given time, and 55.6% of invasive cervical cancers are attributed to HPVs 16 or 18.

**Table 1. Crude incidence rates of HPV-related cancers**

	Male	Female
Cervical cancer	-	23.5
Anal cancer	0	0.08
Vulva cancer	-	0
Vaginal cancer	-	0
Penile cancer	0.17	-
Oropharyngeal cancer	0.08	0
Oral cavity cancer	0.17	0.16
Laryngeal cancer	0.33	0.08

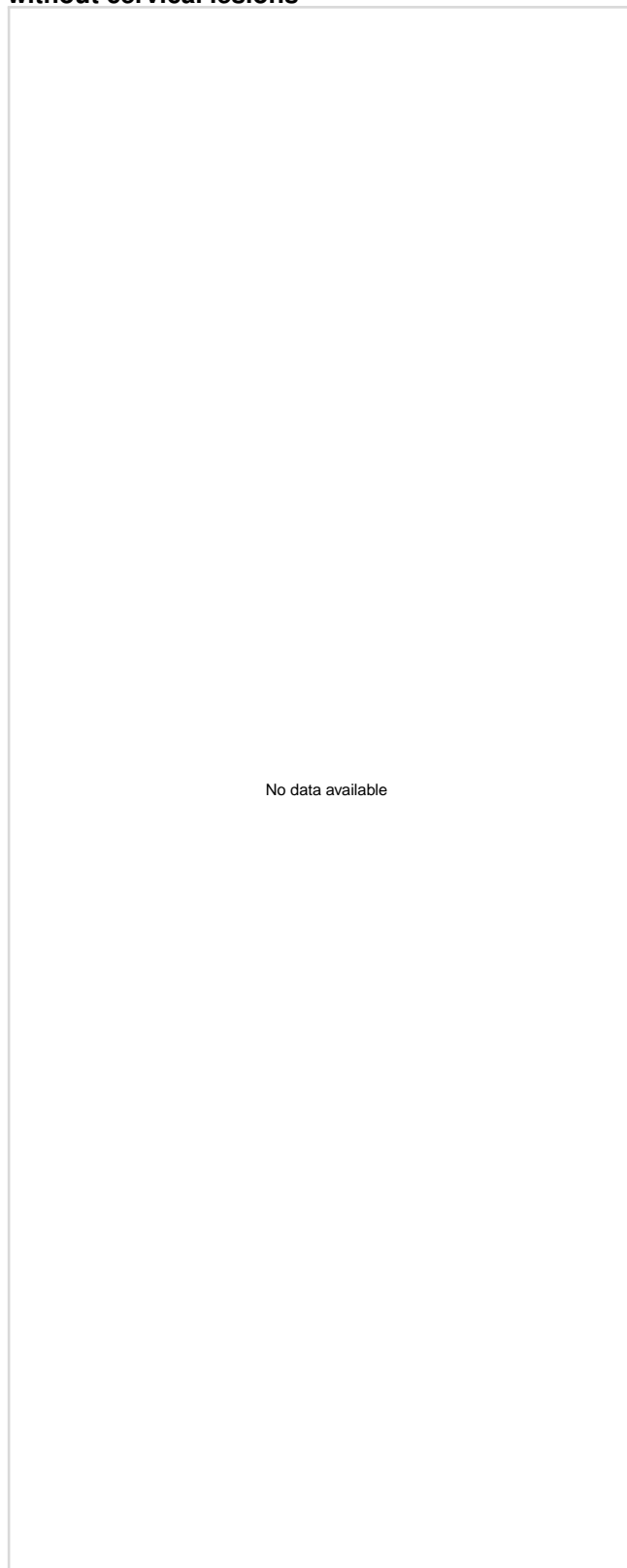
**Table 2. Burden of cervical cancer**

	Incidence	Mortality
Annual number of new cases/deaths	286	199
Crude rate	23.5	16.3
Age-standardized rate	42.9	33.9
Cumulative risk 0-74 years (%)	3.90	3.21
Ranking of cervical cancer (all years)	1st	1st
Ranking of cervical cancer (15-44 years)	1st	1st

**Table 3. Burden of cervical HPV infection Gambia**

	No. Tested	% (95% CI)
HPV 16/18 prevalence:		
Normal cytology	-	-
Low-grade cervical lesions	-	-
High-grade cervical lesions	-	-
Cervical cancer	-	-

**Figure 1. Comparison of the ten most frequent HPV oncogenic types in Gambia among women with and without cervical lesions**



# Gambia

## Human Papillomavirus and Related Cancers, Fact Sheet 2023 (2023-03-10)



### II. Complementary data on cervical cancer prevention

**Table 4. Factors contributing to cervical cancer (co-factors)**

Smoking prevalence (%) [95% UI], women	0.7 [0.4-1.2]
Total fertility rate (live births per women)	5.3
Hormonal contraception use (%)	2.10
HIV prevalence (%) [95% UI] (15-49 years)	2.3 [1.9-3]

**Table 5. Sexual behaviour**

MEN	
Percentage of 15-year-old who have had sexual intercourse	6.1
Range of median age at first sexual intercourse	-
WOMEN	
Percentage of 15-year-old who have had sexual intercourse	5.7
Range of median age at first sexual intercourse	18.9

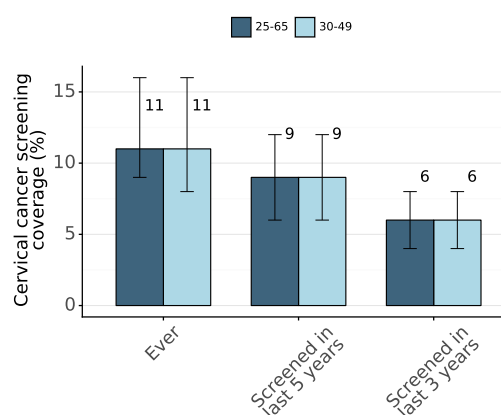
**Table 6. HPV vaccine introduction**

Females	
HPV vaccination programme	Introduced
Year of introduction	2019
Year of estimation	2021
HPV coverage – first dose (%)	34
HPV coverage – last dose (%)	30
Males	
HPV vaccination programme	Not Available/Not Introduced
Year of introduction	-
Year of estimation	-
HPV coverage – first dose (%)	-
HPV coverage – last dose (%)	-

**Table 7. Cervical screening practices and recommendations**

Existence of official national recommendations	No
Starting year of recommendations	-
Active invitation to screening	-
Screening ages (years), primary screening test used, and screening interval or frequency of screenings	-

**Figure 2. Estimated coverage of cervical cancer screening in Gambia\***



\* Estimated coverage and 95% confidence interval in 2019

#### Contact information:

ICO/IARC HPV Information Centre  
 Institut Català d'Oncologia  
 Avda. Gran Via de l'Hospitalet, 199-203  
 08908 L'Hospitalet de Llobregat (Barcelona, Spain)  
[info@hpvcentre.net](mailto:info@hpvcentre.net)  
[www.hpvcentre.net](http://www.hpvcentre.net)