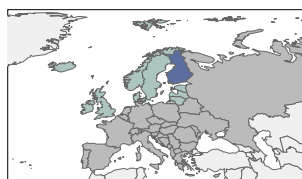


# Finland

## Human Papillomavirus and Related Cancers, Fact Sheet 2023 (2023-03-10)



### I. Key data on HPV and HPV-related cancers



Finland has a population of 2.39 million women ages 15 years and older who are at risk of developing cervical cancer. Current estimates indicate that every year 185 women are diagnosed with cervical cancer and 67 die from the disease.

Cervical cancer ranks as the 17th most frequent cancer among women in Finland and the 4th most frequent cancer among women between 15 and 44 years of age. Data is not yet available on the HPV burden in the general population of Finland. However, in Northern Europe, the region Finland belongs to, about 4.2% of women in the general population are estimated to harbour cervical HPV-16/18 infection at a given time, and 77.0% of invasive cervical cancers are attributed to HPVs 16 or 18.

**Table 1. Crude incidence rates of HPV-related cancers**

	Male	Female
Cervical cancer	-	6.59
Anal cancer	0.77	0.96
Vulva cancer	-	3.77
Vaginal cancer	-	0.89
Penile cancer	1.46	-
Oropharyngeal cancer	5.89	1.92
Oral cavity cancer	7.83	6.27
Laryngeal cancer	3.73	0.53

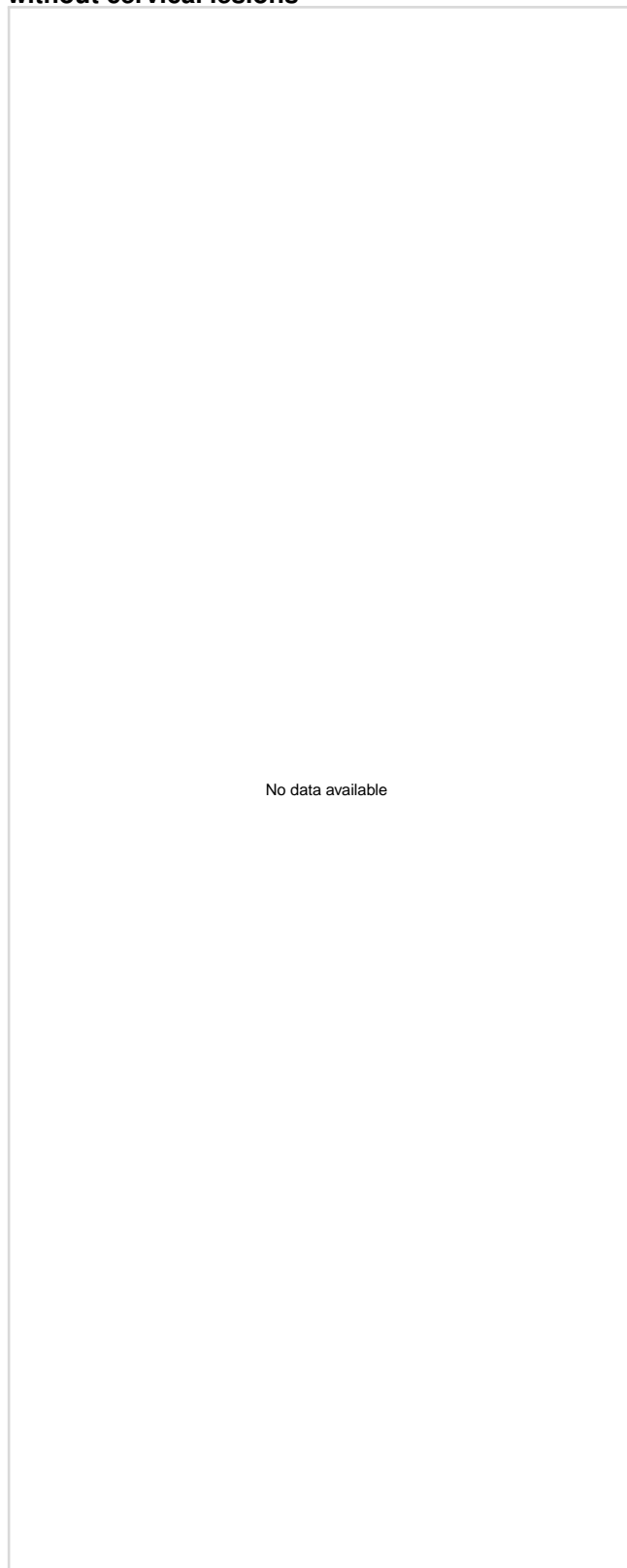
**Table 2. Burden of cervical cancer**

	Incidence	Mortality
Annual number of new cases/deaths	185	67
Crude rate	6.59	2.39
Age-standardized rate	5.23	1.12
Cumulative risk 0-74 years (%)	0.47	0.12
Ranking of cervical cancer (all years)	17th	17th
Ranking of cervical cancer (15-44 years)	4th	4th

**Table 3. Burden of cervical HPV infection Finland**

	No. Tested	% (95% CI)
HPV 16/18 prevalence:		
Normal cytology	-	-
Low-grade cervical lesions	-	-
High-grade cervical lesions	-	-
Cervical cancer	460	88.5 (85.2-91.1)

**Figure 1. Comparison of the ten most frequent HPV oncogenic types in Finland among women with and without cervical lesions**



# Finland

## Human Papillomavirus and Related Cancers, Fact Sheet 2023 (2023-03-10)

### II. Complementary data on cervical cancer prevention

**Table 4. Factors contributing to cervical cancer (co-factors)**

Smoking prevalence (%) [95% UI], women	15.3 [12.2-18.3]
Total fertility rate (live births per women)	1.8
Hormonal contraception use (%)	35.8
HIV prevalence (%) [95% UI] (15-49 years)	<0.1 [ $<0.1$ - $<0.1$ ]

**Table 5. Sexual behaviour**

MEN	
Percentage of 15-year-old who have had sexual intercourse	25.0
Range of median age at first sexual intercourse	17.3 - 18.8
WOMEN	
Percentage of 15-year-old who have had sexual intercourse	24.0
Range of median age at first sexual intercourse	16.6 - 20.7

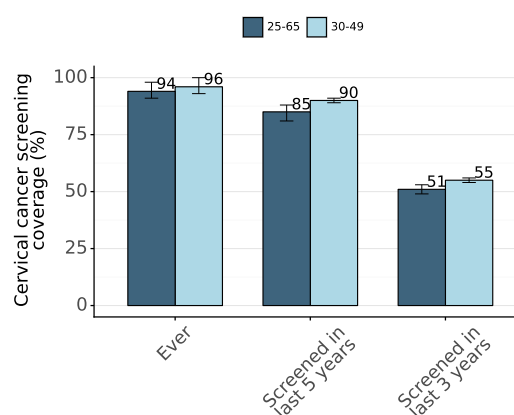
**Table 6. HPV vaccine introduction**

Females	
HPV vaccination programme	Introduced
Year of introduction	2013
Year of estimation	2021
HPV coverage – first dose (%)	71
HPV coverage – last dose (%)	-
Males	
HPV vaccination programme	Introduced
Year of introduction	2020
Year of estimation	2021
HPV coverage – first dose (%)	62
HPV coverage – last dose (%)	-

**Table 7. Cervical screening practices and recommendations**

Existence of official national recommendations	Yes
Starting year of recommendations	2017
Active invitation to screening	Yes
Screening ages (years), primary screening test used, and screening interval or frequency of screenings	30-60 (cytology, 5 years)

**Figure 2. Estimated coverage of cervical cancer screening in Finland\***



\* Estimated coverage and 95% confidence interval in 2019

#### Contact information:

ICO/IARC HPV Information Centre  
 Institut Català d'Oncologia  
 Avda. Gran Via de l'Hospitalet, 199-203  
 08908 L'Hospitalet de Llobregat (Barcelona, Spain)  
[info@hpvcentre.net](mailto:info@hpvcentre.net)  
[www.hpvcentre.net](http://www.hpvcentre.net)