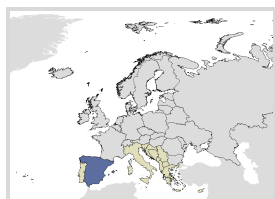


# Spain

## Human Papillomavirus and Related Cancers, Fact Sheet 2018 (2019-06-17)



### I. Key data on HPV and HPV-related cancers



Spain has a population of 20.17 millions women ages 15 years and older who are at risk of developing cervical cancer. Current estimates indicate that every year 1942 women are diagnosed with cervical cancer and 825 die from

the disease. Cervical cancer ranks as the 16th most frequent cancer among women in Spain and the 4th most frequent cancer among women between 15 and 44 years of age. About 2.7% of women in the general population are estimated to harbour cervical HPV-16/18 infection at a given time, and 63.1% of invasive cervical cancers are attributed to HPVs 16 or 18.

**Table 1. Crude incidence rates of HPV-related cancers**

	Male	Female
Cervical cancer	-	8.2
Anal cancer	0.4-1.7	0.1-1.5
Vulva cancer	-	1.9-4.0
Vaginal cancer	-	0.2-1.1
Penile cancer	0.9-3.2	-
Oropharynx	4.3	0.8

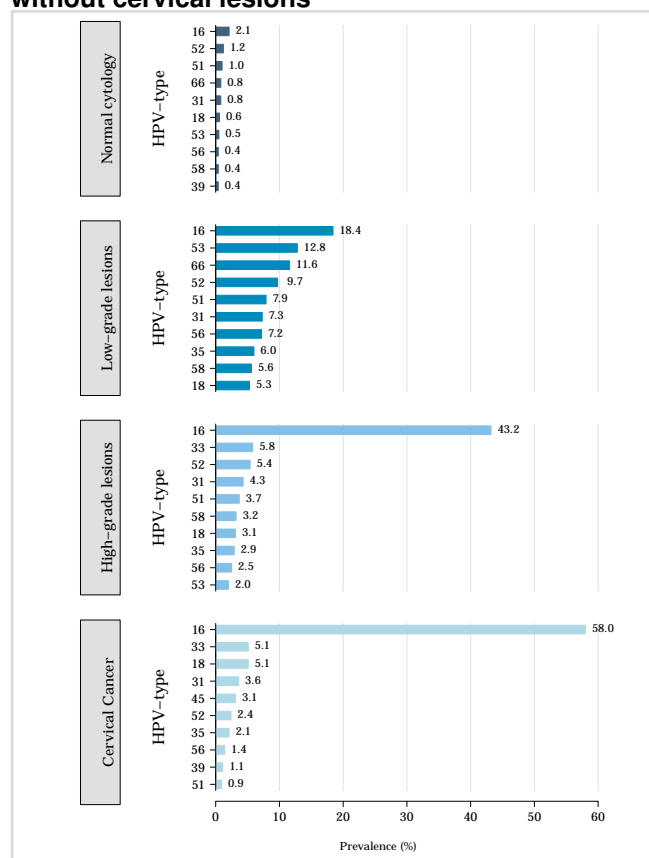
**Table 2. Burden of cervical cancer**

	Incidence	Mortality
Annual number of new cases/deaths	1942	825
Crude rate	8.2	3.5
Age-standardized rate	5.2	1.7
Cumulative risk 0-74 years (%)	0.5	0.2
Ranking of cervical cancer (all years)	16th	16th
Ranking of cervical cancer (15-44 years)	4th	4th

**Table 3. Burden of cervical HPV infection Spain**

	No. Tested	% (95% CI)
HPV prevalence in women with normal cytology	7077	10.7 (10.0-11.5)
HPV 16/18 prevalence:		
Normal cytology	5403	2.7 (2.3-3.2)
Low-grade cervical lesions	2183	23.7 (21.9-25.5)
High-grade cervical lesions	868	46.3 (43.0-49.6)
Cervical cancer	1488	63.1 (60.6-65.5)

**Figure 1. Comparison of the ten most frequent HPV oncogenic types in Spain among women with and without cervical lesions**



# Spain

## Human Papillomavirus and Related Cancers, Fact Sheet 2018 (2019-06-17)

### II. Complementary data on cervical cancer prevention

**Table 4. Factors contributing to cervical cancer (co-factors)**

Smoking prevalence (%), women	27.8 [21.9-33.8]
Total fertility rate (live births per women)	1.3
Hormonal contraception use (%) (pill, injectable or implant), among women	17.4
HIV prevalence (%), adults (15-49 years)	0.4 [0.3 - 0.4]

**Table 5. Sexual behaviour**

<b>MEN</b>	
Percentage of 15-year-old who have had sexual intercourse	24
Range of median age at first sexual intercourse	17.0-18.0
<b>WOMEN</b>	
Percentage of 15-year-old who have had sexual intercourse	19
Range of median age at first sexual intercourse	16.5-22.7

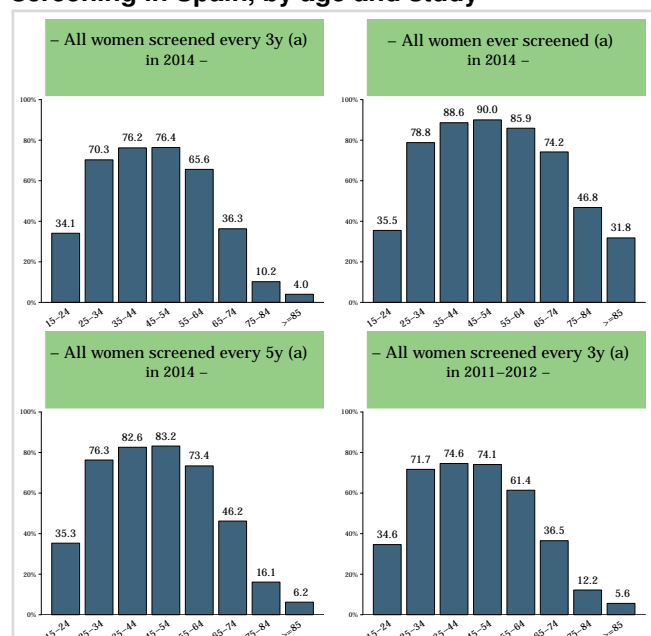
**Table 6. HPV vaccine introduction**

HPV vaccination programme	National program
Date of HPV vaccination routine immunization programme start	2007

**Table 7. Cervical screening practices and recommendations**

Cervical cancer screening coverage, % (age and screening interval, reference)	72.7% (All women aged 25-64 screened every 3y, EESE 2014 Spain)
Screening ages (years)	25-65 (cytology), 30-65 (HPV test)
Screening interval (years) or frequency of screens	3 years (cytology), 5 years (HPV test)

**Figure 2. Estimated coverage of cervical cancer screening in Spain, by age and study**



<sup>a</sup> Proportion of women in the total sample of the mentioned age range in the country or region that reported having a Pap smear during a given time period (e.g., last year, last 2, 3, 5 years or ever).

#### Contact information:

ICO/IARC HPV Information Centre  
 Institut Català d'Oncologia  
 Avda. Gran Via de l'Hospitalet, 199-203  
 08908 L'Hospitalet de Llobregat (Barcelona, Spain)  
 info@hpvcentre.net  
[www.hpvcentre.net](http://www.hpvcentre.net)