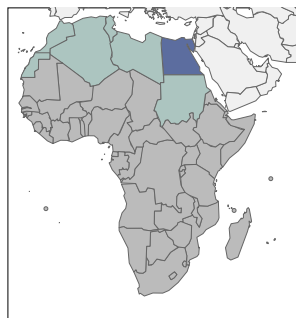


Egypt

Human Papillomavirus and Related Cancers, Fact Sheet 2023 (2023-03-10)



I. Key data on HPV and HPV-related cancers



Egypt has a population of 36.7 million women ages 15 years and older who are at risk of developing cervical cancer. Current estimates indicate that every year 1320 women are diagnosed with cervical cancer and 744 die from the disease. Cervical cancer ranks as the 13th most frequent cancer among women in Egypt and the 9th most frequent cancer among women between 15 and 44

years of age. Data is not yet available on the HPV burden in the general population of Egypt. However, in Northern Africa, the region Egypt belongs to, about 3.0% of women in the general population are estimated to harbour cervical HPV-16/18 infection at a given time, and 78.9% of invasive cervical cancers are attributed to HPVs 16 or 18.

Table 1. Crude incidence rates of HPV-related cancers

| | Male | Female |
|----------------------|------|--------|
| Cervical cancer | - | 2.61 |
| Anal cancer | 0.37 | 0.19 |
| Vulva cancer | - | 0.43 |
| Vaginal cancer | - | 0.16 |
| Penile cancer | 0.02 | - |
| Oropharyngeal cancer | 0.21 | 0.19 |
| Oral cavity cancer | 1.17 | 1.41 |
| Laryngeal cancer | 2.60 | 0.41 |

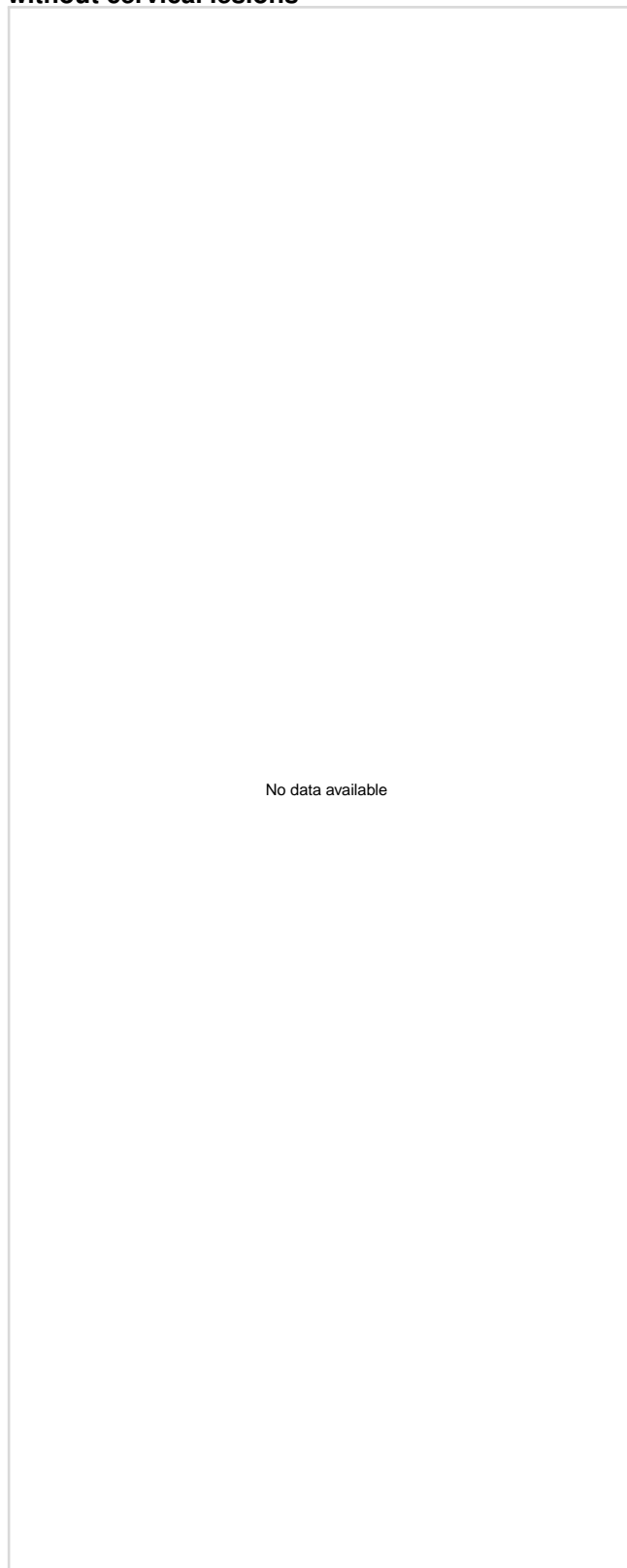
Table 2. Burden of cervical cancer

| | Incidence | Mortality |
|--|-----------|-----------|
| Annual number of new cases/deaths | 1320 | 744 |
| Crude rate | 2.61 | 1.47 |
| Age-standardized rate | 2.92 | 1.69 |
| Cumulative risk 0-74 years (%) | 0.31 | 0.19 |
| Ranking of cervical cancer (all years) | 13th | 12th |
| Ranking of cervical cancer (15-44 years) | 9th | 11th |

Table 3. Burden of cervical HPV infection Egypt

| | No. Tested | % (95% CI) |
|-----------------------------|------------|------------|
| HPV 16/18 prevalence: | | |
| Normal cytology | - | - |
| Low-grade cervical lesions | - | - |
| High-grade cervical lesions | - | - |
| Cervical cancer | - | - |

Figure 1. Comparison of the ten most frequent HPV oncogenic types in Egypt among women with and without cervical lesions



Egypt

Human Papillomavirus and Related Cancers, Fact Sheet 2023 (2023-03-10)

II. Complementary data on cervical cancer prevention

Table 4. Factors contributing to cervical cancer (co-factors)

| | |
|--|--------------------------|
| Smoking prevalence (%) [95% UI], women | 0.2 [0.1-0.3] |
| Total fertility rate (live births per women) | 3.2 |
| Hormonal contraception use (%) | 16 |
| HIV prevalence (%) [95% UI] (15-49 years) | <0.1 [<0.1 - <0.1] |

Table 5. Sexual behaviour

| MEN | |
|---|-----|
| Percentage of 15-year-old who have had sexual intercourse | - |
| Range of median age at first sexual intercourse | - |
| WOMEN | |
| Percentage of 15-year-old who have had sexual intercourse | 1.2 |
| Range of median age at first sexual intercourse | - |

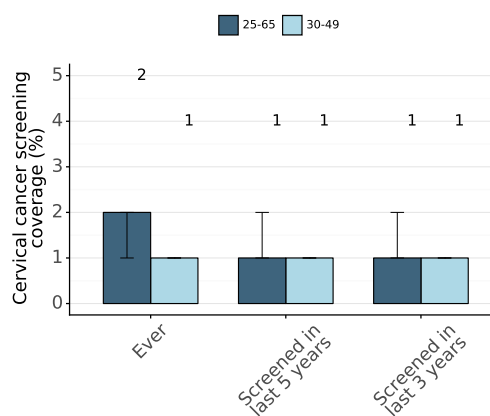
Table 6. HPV vaccine introduction

| Females | |
|-------------------------------|------------------------------|
| HPV vaccination programme | Not Available/Not Introduced |
| Year of introduction | - |
| Year of estimation | - |
| HPV coverage – first dose (%) | - |
| HPV coverage – last dose (%) | - |
| Males | |
| HPV vaccination programme | Not Available/Not Introduced |
| Year of introduction | - |
| Year of estimation | - |
| HPV coverage – first dose (%) | - |
| HPV coverage – last dose (%) | - |

Table 7. Cervical screening practices and recommendations

| | |
|--|----|
| Existence of official national recommendations | No |
| Starting year of recommendations | - |
| Active invitation to screening | - |
| Screening ages (years), primary screening test used, and screening interval or frequency of screenings | - |

Figure 2. Estimated coverage of cervical cancer screening in Egypt*



* Estimated coverage and 95% confidence interval in 2019

Contact information:

ICO/IARC HPV Information Centre
 Institut Català d'Oncologia
 Avda. Gran Via de l'Hospitalet, 199-203
 08908 L'Hospitalet de Llobregat (Barcelona, Spain)
 info@hpvcentre.net
www.hpvcentre.net