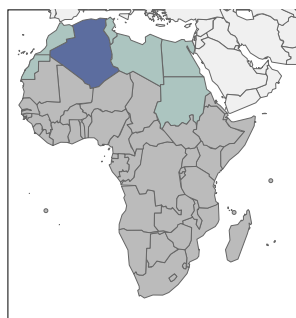


# Algeria

## Human Papillomavirus and Related Cancers, Fact Sheet 2023 (2023-03-10)



### I. Key data on HPV and HPV-related cancers



Algeria has a population of 15.2 million women ages 15 years and older who are at risk of developing cervical cancer. Current estimates indicate that every year 1663 women are diagnosed with cervical cancer and 930 die from the disease. Cervical cancer ranks as the 4th most frequent cancer among women in Algeria and the 7th most frequent cancer among women between 15 and

44 years of age. About 2.1% of women in the general population are estimated to harbour cervical HPV-16/18 infection at a given time, and 76.8% of invasive cervical cancers are attributed to HPVs 16 or 18.

**Table 1. Crude incidence rates of HPV-related cancers**

	Male	Female
Cervical cancer	-	7.66
Anal cancer	0.35	0.29
Vulva cancer	-	0.41
Vaginal cancer	-	0.18
Penile cancer	0.02	-
Oropharyngeal cancer	0.27	0.07
Oral cavity cancer	0.84	0.49
Laryngeal cancer	3.50	0.30

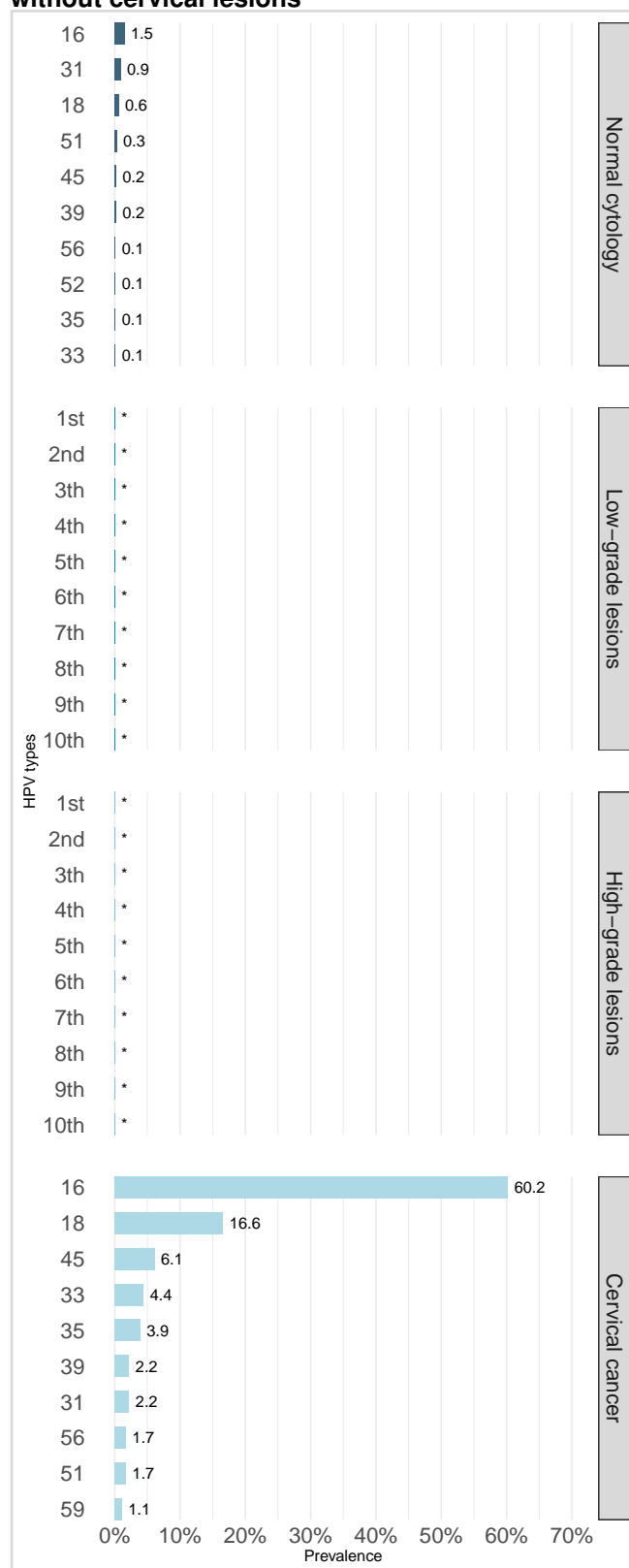
**Table 2. Burden of cervical cancer**

	Incidence	Mortality
Annual number of new cases/deaths	1663	930
Crude rate	7.66	4.29
Age-standardized rate	7.90	4.52
Cumulative risk 0-74 years (%)	0.93	0.57
Ranking of cervical cancer (all years)	4th	3rd
Ranking of cervical cancer (15-44 years)	7th	7th

**Table 3. Burden of cervical HPV infection Algeria**

	No. Tested	% (95% CI)
HPV 16/18 prevalence:		
Normal cytology	865	2.1 (1.3-3.3)
Low-grade cervical lesions	-	-
High-grade cervical lesions	-	-
Cervical cancer	181	76.8 (70.1-82.3)

**Figure 1. Comparison of the ten most frequent HPV oncogenic types in Algeria among women with and without cervical lesions**



# Algeria

## Human Papillomavirus and Related Cancers, Fact Sheet 2023 (2023-03-10)



### II. Complementary data on cervical cancer prevention

**Table 4. Factors contributing to cervical cancer (co-factors)**

Smoking prevalence (%) [95% UI], women	0.7 [0.3-1.2]
Total fertility rate (live births per women)	2.6
Hormonal contraception use (%)	43
HIV prevalence (%) [95% UI] (15-49 years)	<0.1 [ $<0.1$ - $<0.1$ ]

**Table 5. Sexual behaviour**

MEN	
Percentage of 15-year-old who have had sexual intercourse	-
Range of median age at first sexual intercourse	-
WOMEN	
Percentage of 15-year-old who have had sexual intercourse	-
Range of median age at first sexual intercourse	-

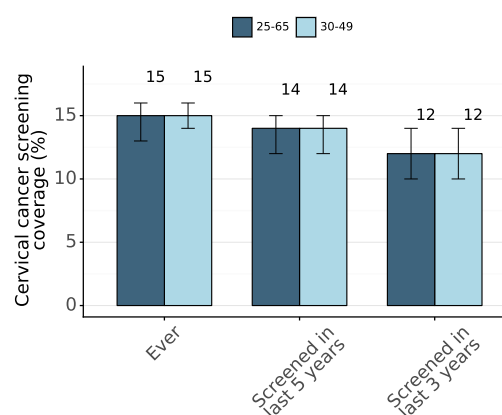
**Table 6. HPV vaccine introduction**

Females	
HPV vaccination programme	Not Available/Not Introduced
Year of introduction	-
Year of estimation	-
HPV coverage – first dose (%)	-
HPV coverage – last dose (%)	-
Males	
HPV vaccination programme	Not Available/Not Introduced
Year of introduction	-
Year of estimation	-
HPV coverage – first dose (%)	-
HPV coverage – last dose (%)	-

**Table 7. Cervical screening practices and recommendations**

Existence of official national recommendations	Yes
Starting year of recommendations	2003
Active invitation to screening	No
Screening ages (years), primary screening test used, and screening interval or frequency of screenings	25-65 (cytology, 3 years)

**Figure 2. Estimated coverage of cervical cancer screening in Algeria\***



\* Estimated coverage and 95% confidence interval in 2019

#### Contact information:

ICO/IARC HPV Information Centre  
 Institut Català d'Oncologia  
 Avda. Gran Via de l'Hospitalet, 199-203  
 08908 L'Hospitalet de Llobregat (Barcelona, Spain)  
[info@hpvcentre.net](mailto:info@hpvcentre.net)  
[www.hpvcentre.net](http://www.hpvcentre.net)