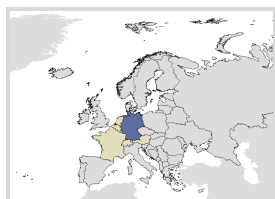


# Germany

## Human Papillomavirus and Related Cancers, Fact Sheet 2018 (2019-06-17)



### I. Key data on HPV and HPV-related cancers



Germany has a population of 35.98 millions women ages 15 years and older who are at risk of developing cervical cancer. Current estimates indicate that every year 4608 women are diagnosed with cervical cancer and 2011 die

from the disease. Cervical cancer ranks as the 15th most frequent cancer among women in Germany and the 4th most frequent cancer among women between 15 and 44 years of age. About 3.2% of women in the general population are estimated to harbour cervical HPV-16/18 infection at a given time, and 76.5% of invasive cervical cancers are attributed to HPVs 16 or 18.

**Table 1. Crude incidence rates of HPV-related cancers**

	Male	Female
Cervical cancer	-	11.0
Anal cancer	1.3-3.4	2.2-5.4
Vulva cancer	-	5.0-12.2
Vaginal cancer	-	0.9-1.9
Penile cancer	1.4-2.8	-
Oropharynx	5.8	2.6

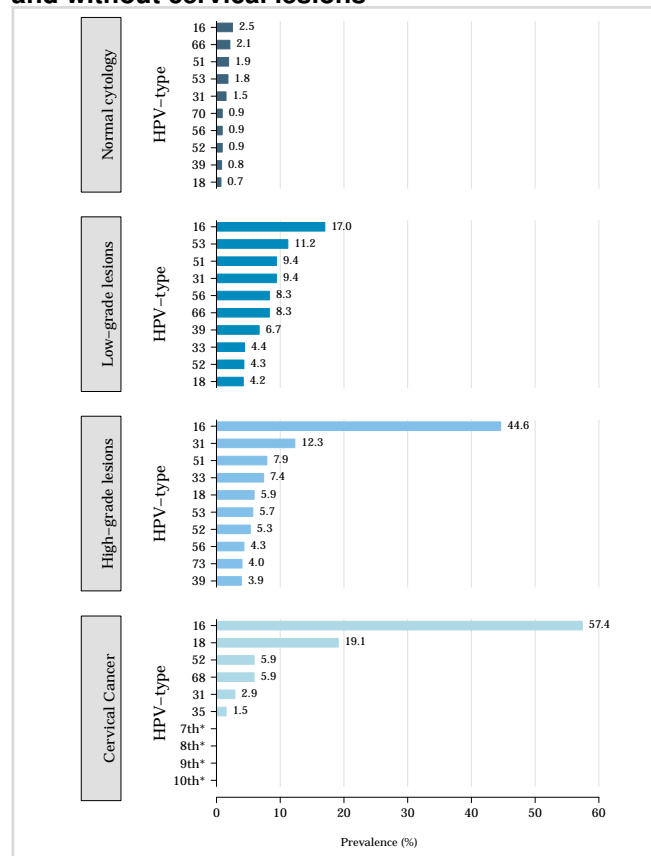
**Table 2. Burden of cervical cancer**

	Incidence	Mortality
Annual number of new cases/deaths	4608	2011
Crude rate	11.0	4.8
Age-standardized rate	7.5	2.2
Cumulative risk 0-74 years (%)	0.7	0.2
Ranking of cervical cancer (all years)	15th	17th
Ranking of cervical cancer (15-44 years)	4th	3rd

**Table 3. Burden of cervical HPV infection Germany**

	No. Tested	% (95% CI)
HPV prevalence in women with normal cytology	31977	7.4 (7.2-7.7)
HPV 16/18 prevalence:		
Normal cytology	10988	3.2 (2.9-3.5)
Low-grade cervical lesions	688	21.2 (18.3-24.4)
High-grade cervical lesions	819	50.5 (47.1-54.0)
Cervical cancer	68	76.5 (65.1-85.0)

**Figure 1. Comparison of the ten most frequent HPV oncogenic types in Germany among women with and without cervical lesions**



\*No data available. No more types than shown were tested or were positive.

# Germany

## Human Papillomavirus and Related Cancers, Fact Sheet 2018 (2019-06-17)

### II. Complementary data on cervical cancer prevention

**Table 4. Factors contributing to cervical cancer (co-factors)**

Smoking prevalence (%), women	28.5 [23.0-34.4]
Total fertility rate (live births per women)	1.4
Hormonal contraception use (%) (pill, injectable or implant), among women	38.2
HIV prevalence (%), adults (15-49 years)	-

**Table 5. Sexual behaviour**

MEN	
Percentage of 15-year-old who have had sexual intercourse	22
Range of median age at first sexual intercourse	17.7-20.2
WOMEN	
Percentage of 15-year-old who have had sexual intercourse	19
Range of median age at first sexual intercourse	15.2-20.9

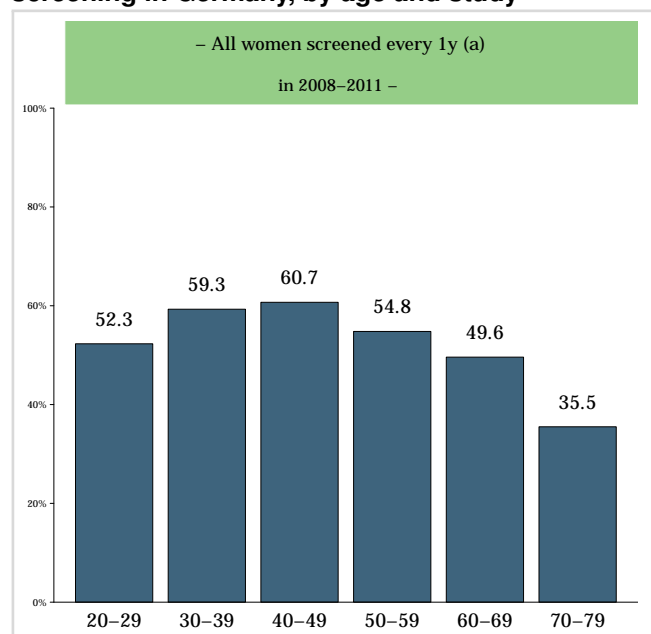
**Table 6. HPV vaccine introduction**

HPV vaccination programme	National program
Date of HPV vaccination routine immunization programme start	2007

**Table 7. Cervical screening practices and recommendations**

Cervical cancer screening coverage, % (age and screening interval, reference)	52.8% (All women aged 20-69 screened every 3y, EUROSTAT Germany)
Screening ages (years)	Above 20
Screening interval (years) or frequency of screens	1 year

**Figure 2. Estimated coverage of cervical cancer screening in Germany, by age and study**



<sup>a</sup> Proportion of women in the total sample of the mentioned age range in the country or region that reported having a Pap smear during a given time period (e.g., last year, last 2, 3, 5 years or ever).

#### Contact information:

ICO/IARC HPV Information Centre  
 Institut Català d'Oncologia  
 Avda. Gran Via de l'Hospitalet, 199-203  
 08908 L'Hospitalet de Llobregat (Barcelona, Spain)  
[info@hpvcentre.net](mailto:info@hpvcentre.net)  
[www.hpvcentre.net](http://www.hpvcentre.net)