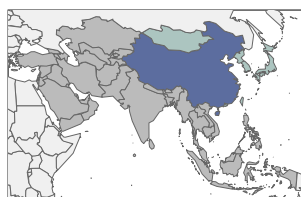


China

Human Papillomavirus and Related Cancers, Fact Sheet 2021 (2021-10-22)

I. Key data on HPV and HPV-related cancers



China has a population of 579.4 millions women ages 15 years and older who are at risk of developing cervical cancer. Current estimates indicate that every year 109741 women are diagnosed with cervical cancer and 59060 die from the disease. Cervical cancer ranks as

the 6th most frequent cancer among women in China and the 3rd most frequent cancer among women between 15 and 44 years of age. About 3.8% of women in the general population are estimated to harbour cervical HPV-16/18 infection at a given time, and 69.1% of invasive cervical cancers are attributed to HPVs 16 or 18.

Table 1. Crude incidence rates of HPV-related cancers

	Male	Female
Cervical cancer	-	15.6
Anal cancer	0.34	0.33
Vulva cancer	-	0.47
Vaginal cancer	-	0.23
Penile cancer	0.62	-
Oropharyngeal cancer	0.59	0.17
Oral cavity cancer	2.50	1.64
Laryngeal cancer	3.49	0.46

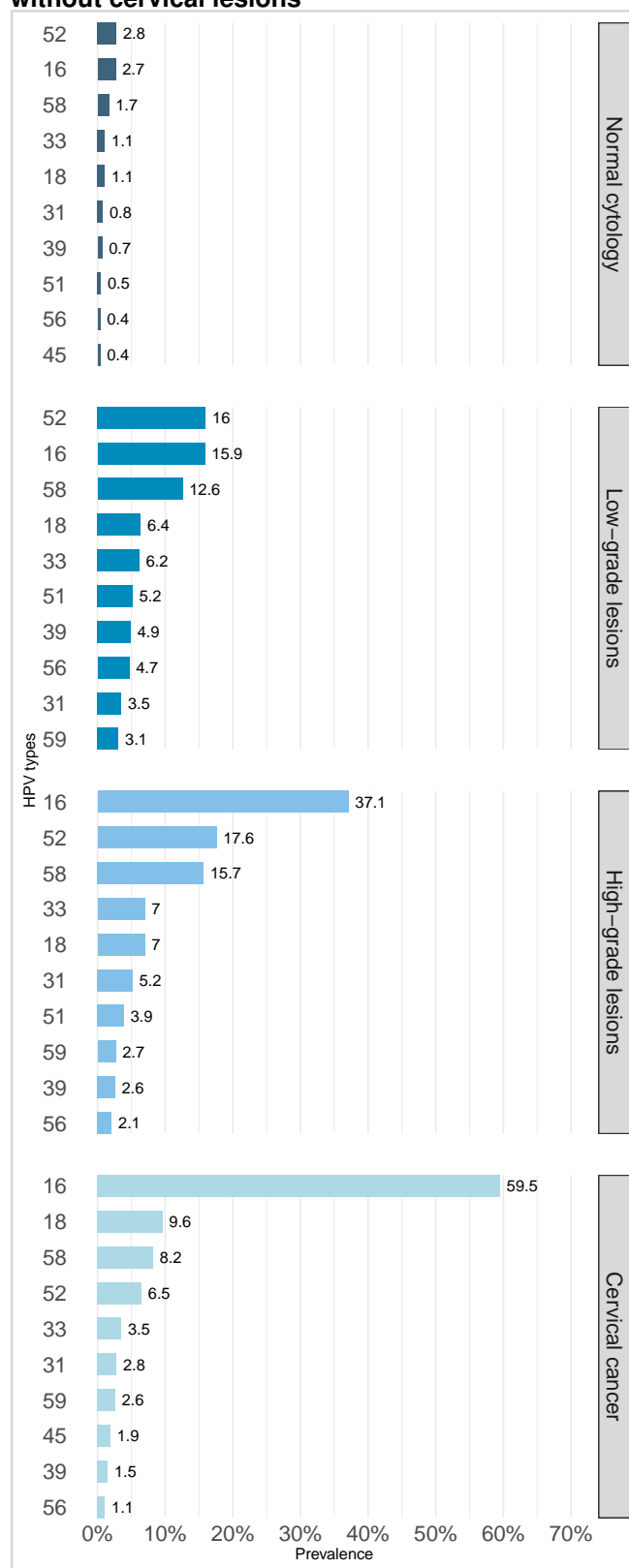
Table 2. Burden of cervical cancer

	Incidence	Mortality
Annual number of new cases/deaths	109741	59060
Crude rate	15.6	8.37
Age-standardized rate	10.7	5.27
Cumulative risk 0-74 years (%)	1.08	0.61
Ranking of cervical cancer (all years)	6th	7th
Ranking of cervical cancer (15-44 years)	3rd	3rd

Table 3. Burden of cervical HPV infection China

	No. Tested	% (95% CI)
HPV 16/18 prevalence:		
Normal cytology	48689	3.8 (3.6-4.0)
Low-grade cervical lesions	3716	22.3 (21.0-23.7)
High-grade cervical lesions	5979	44.1 (42.9-45.4)
Cervical cancer	6435	69.1 (68.0-70.2)

Figure 1. Comparison of the ten most frequent HPV oncogenic types in China among women with and without cervical lesions



China

Human Papillomavirus and Related Cancers, Fact Sheet 2021 (2021-10-22)

II. Complementary data on cervical cancer prevention

Table 4. Factors contributing to cervical cancer (co-factors)

Smoking prevalence (%) [95% UI], women	2.2 [1.7-2.7]
Total fertility rate (live births per women)	1.6
Hormonal contraception use (%)	1.20
HIV prevalence (%) [95% UI] (15-49 years)	- [—]

Table 5. Sexual behaviour

MEN	
Percentage of 15-year-old who have had sexual intercourse	-
Range of median age at first sexual intercourse	-
WOMEN	
Percentage of 15-year-old who have had sexual intercourse	-
Range of median age at first sexual intercourse	17.0 - 23.0

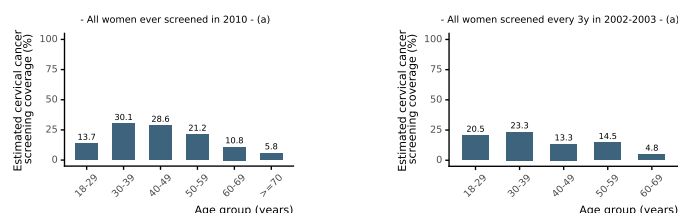
Table 6. HPV vaccine introduction in females

HPV vaccination programme	Not Available, Not Introduced/No Plans
Year of introduction	-
HPV coverage – first dose (%) (estimation year 2019)	-
HPV coverage – last dose (%) (estimation year 2019)	-
HPV coverage – first dose (%) (estimation year 2020)	-
HPV coverage – last dose (%) (estimation year 2020)	-

Table 7. Cervical screening practices and recommendations

Cervical cancer screening coverage, % (age and screening interval, reference)	20.7% (All women aged ≥ 18 ever screened, Wang 2015)
Screening ages (years)	30-59
Screening interval (years) or frequency of screens	Cytology every 3 years (ages 35-59). VIA in rural women (ages 30-54)

Figure 2. Estimated coverage of cervical cancer screening in China, by age and study



^a Proportion of women in the total sample of the mentioned age range in the country or region that reported having a Pap smear during a given time period (e.g., last year, last 2, 3, 5 years or ever).

Contact information:

ICO/IARC HPV Information Centre
 Institut Català d'Oncologia
 Avda. Gran Via de l'Hospitalet, 199-203
 08908 L'Hospitalet de Llobregat (Barcelona, Spain)
 info@hpvcentre.net
www.hpvcentre.net