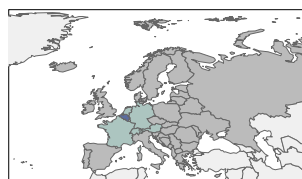


Belgium

Human Papillomavirus and Related Cancers, Fact Sheet 2021 (2021-10-22)

I. Key data on HPV and HPV-related cancers



Belgium has a population of 4.87 millions women ages 15 years and older who are at risk of developing cervical cancer. Current estimates indicate that every year 639 women are diagnosed with cervical cancer and 236 die from the disease.

Cervical cancer ranks as the 13th most frequent cancer among women in Belgium and the 4th most frequent cancer among women between 15 and 44 years of age. About 3.6% of women in the general population are estimated to harbour cervical HPV-16/18 infection at a given time, and 81.1% of invasive cervical cancers are attributed to HPVs 16 or 18.

Table 1. Crude incidence rates of HPV-related cancers

	Male	Female
Cervical cancer	-	10.9
Anal cancer	1.36	2.63
Vulva cancer	-	5.41
Vaginal cancer	-	0.77
Penile cancer	2.09	-
Oropharyngeal cancer	6.67	2.21
Oral cavity cancer	11.1	6.02
Laryngeal cancer	9.00	1.71

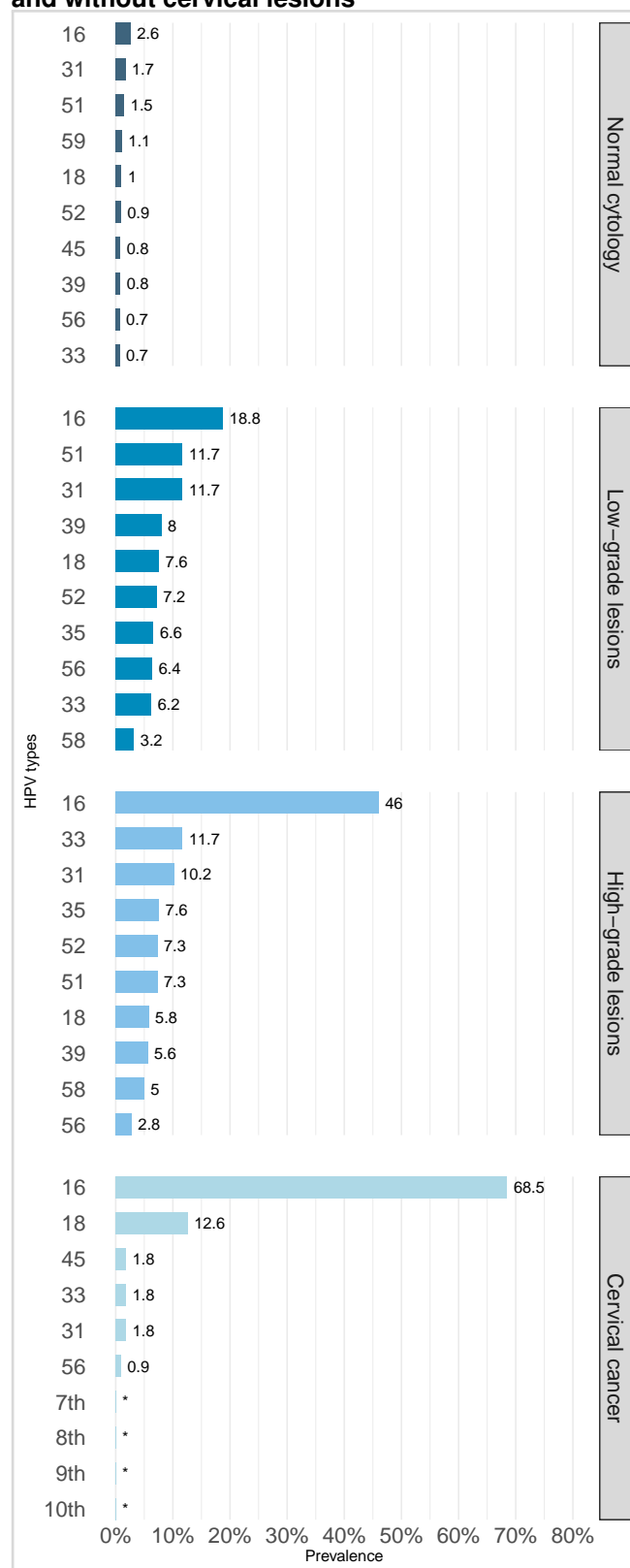
Table 2. Burden of cervical cancer

	Incidence	Mortality
Annual number of new cases/deaths	639	236
Crude rate	10.9	4.04
Age-standardized rate	7.67	1.98
Cumulative risk 0-74 years (%)	0.75	0.21
Ranking of cervical cancer (all years)	13th	16th
Ranking of cervical cancer (15-44 years)	4th	4th

Table 3. Burden of cervical HPV infection Belgium

	No. Tested	% (95% CI)
HPV 16/18 prevalence:		
Normal cytology	13414	3.6 (3.3-3.9)
Low-grade cervical lesions	1205	26.4 (24.0-29.0)
High-grade cervical lesions	463	51.8 (47.3-56.4)
Cervical cancer	111	81.1 (72.8-87.3)

Figure 1. Comparison of the ten most frequent HPV oncogenic types in Belgium among women with and without cervical lesions



Belgium

Human Papillomavirus and Related Cancers, Fact Sheet 2021 (2021-10-22)

II. Complementary data on cervical cancer prevention

Table 4. Factors contributing to cervical cancer (co-factors)

Smoking prevalence (%) [95% UI], women	22.7 [16.3-30]
Total fertility rate (live births per women)	1.8
Hormonal contraception use (%)	28.0
HIV prevalence (%) [95% UI] (15-49 years)	- [—]

Table 5. Sexual behaviour

MEN	
Percentage of 15-year-old who have had sexual intercourse	20.0
Range of median age at first sexual intercourse	17.4 - 20.4
WOMEN	
Percentage of 15-year-old who have had sexual intercourse	18.0
Range of median age at first sexual intercourse	18.0 - 20.9

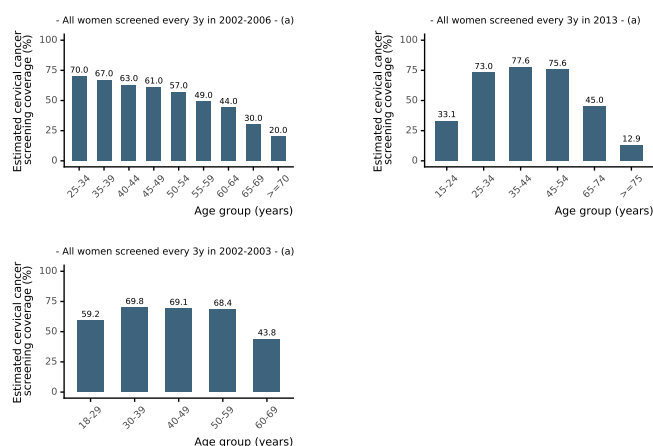
Table 6. HPV vaccine introduction in females

HPV vaccination programme	Introduced
Year of introduction	2011
HPV coverage – first dose (%) (estimation year 2019)	71
HPV coverage – last dose (%) (estimation year 2019)	67
HPV coverage – first dose (%) (estimation year 2020)	-
HPV coverage – last dose (%) (estimation year 2020)	-

Table 7. Cervical screening practices and recommendations

Cervical cancer screening coverage, % (age and screening interval, reference)	68.7% (All women aged 20-69 screened every 3y, HIS 2013 Belgium)
Screening ages (years)	25-64
Screening interval (years) or frequency of screens	3 years

Figure 2. Estimated coverage of cervical cancer screening in Belgium, by age and study



^a Proportion of women in the total sample of the mentioned age range in the country or region that reported having a Pap smear during a given time period (e.g., last year, last 2, 3, 5 years or ever).

Contact information:

ICO/IARC HPV Information Centre
 Institut Català d'Oncologia
 Avda. Gran Via de l'Hospitalet, 199-203
 08908 L'Hospitalet de Llobregat (Barcelona, Spain)
 info@hpvcentre.net
www.hpvcentre.net