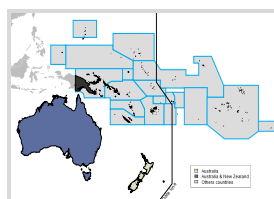


# Australia

## Human Papillomavirus and Related Cancers, Fact Sheet 2018 (2018-12-10)

### I. Key data on HPV and HPV-related cancers



Australia has a population of 9.81 millions women ages 15 years and older who are at risk of developing cervical cancer. Current estimates indicate that every year 924 women are diagnosed with cervical cancer and 331 die from the

disease. Cervical cancer ranks as the 14th most frequent cancer among women in Australia and the 4th most frequent cancer among women between 15 and 44 years of age. About 8.5% of women in the general population are estimated to harbour cervical HPV-16/18 infection at a given time, and 76.1% of invasive cervical cancers are attributed to HPVs 16 or 18.

**Table 1. Crude incidence rates of HPV-related cancers**

	Male	Female
Cervical cancer	-	7.4
Anal cancer	0.0-1.6	0.6-2.7
Vulva cancer	-	0.6-4.0
Vaginal cancer	-	0.0-1.0
Penile cancer	0.0-1.2	-
Oropharynx	6.3	1.3

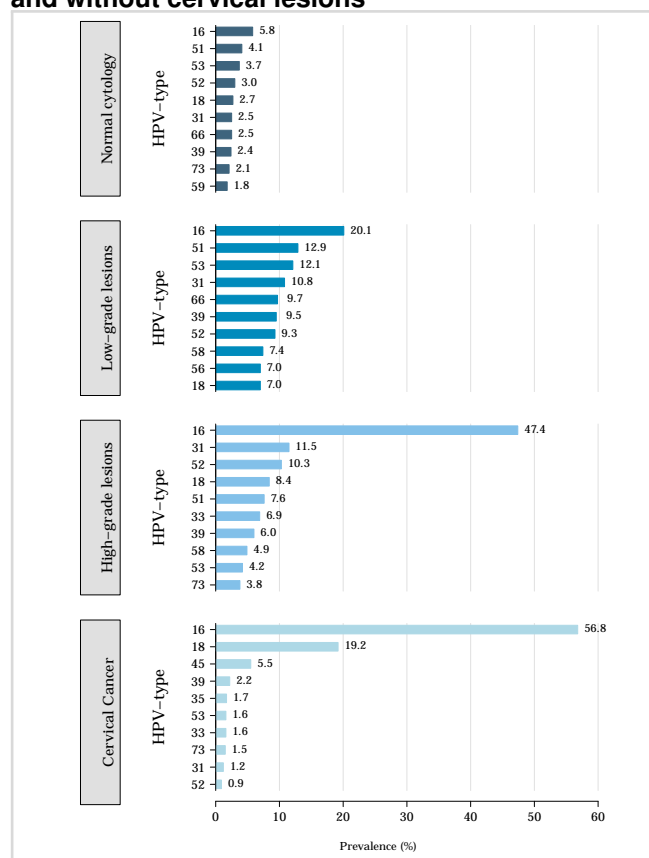
**Table 2. Burden of cervical cancer**

	Incidence	Mortality
Annual number of new cases/deaths	924	331
Crude rate	7.4	2.7
Age-standardized rate	6.0	1.7
Cumulative risk 0-74 years (%)	0.6	0.2
Ranking of cervical cancer (all years)	14th	18th
Ranking of cervical cancer (15-44 years)	4th	2nd

**Table 3. Burden of cervical HPV infection Australia**

	No. Tested	% (95% CI)
HPV prevalence in women with normal cytology	2271	33.0 (31.1-34.9)
HPV 16/18 prevalence:		
Normal cytology	2271	8.5 (7.4-9.7)
Low-grade cervical lesions	473	27.1 (23.3-31.2)
High-grade cervical lesions	1099	55.8 (52.8-58.7)
Cervical cancer	785	76.1 (72.9-78.9)

**Figure 1. Comparison of the ten most frequent HPV oncogenic types in Australia among women with and without cervical lesions**



# Australia

## Human Papillomavirus and Related Cancers, Fact Sheet 2018 (2018-12-10)

### II. Complementary data on cervical cancer prevention

**Table 4. Factors contributing to cervical cancer (co-factors)**

Smoking prevalence (%), women	14.3 [11.9-17.3]
Total fertility rate (live births per women)	1.9
Hormonal contraception use (%) (pill, injectable or implant), among women	28.8
HIV prevalence (%), adults (15-49 years)	0.2 [0.2 - 0.2]

**Table 5. Sexual behaviour**

<b>MEN</b>	
Percentage of 15-year-old who have had sexual intercourse	13
Range of median age at first sexual intercourse	-
<b>WOMEN</b>	
Percentage of 15-year-old who have had sexual intercourse	6.5
Range of median age at first sexual intercourse	-

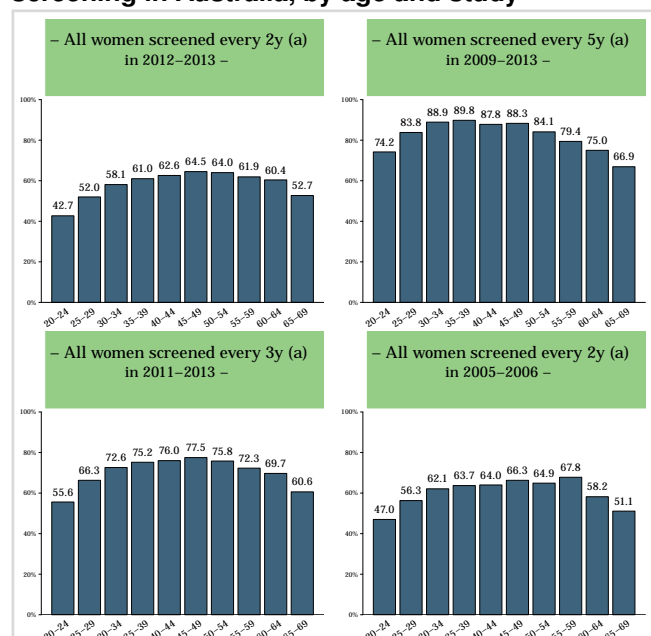
**Table 6. HPV vaccine introduction**

HPV vaccination programme	National program
Date of HPV vaccination routine immunization programme start	2007

**Table 7. Cervical screening practices and recommendations**

Cervical cancer screening coverage, % (age and screening interval, reference)	70.3% (All women aged 20-69 screened every 3y, AIHW 2012-2013)
Screening ages (years)	18-69 (cytology), 25-74 (HPV test)
Screening interval (years) or frequency of screens	2 years (cytology), 5 years (HPV test)

**Figure 2. Estimated coverage of cervical cancer screening in Australia, by age and study**



<sup>a</sup> Proportion of women in the total sample of the mentioned age range in the country or region that reported having a Pap smear during a given time period (e.g., last year, last 2, 3, 5 years or ever).

#### Contact information:

ICO/IARC HPV Information Centre  
 Institut Català d'Oncologia  
 Avda. Gran Via de l'Hospitalet, 199-203  
 08908 L'Hospitalet de Llobregat (Barcelona, Spain)  
[info@hpvcentre.net](mailto:info@hpvcentre.net)  
[www.hpvcentre.net](http://www.hpvcentre.net)